

603690

董事长致辞

尊敬的股东、合作伙伴、全体至纯同仁：


2024年，是全球半导体产业风云激荡的一年，也是至纯科技在创新发展贡献行业浪潮中锚定初心、逆势突破的关键之年。这一年，我们见证了国际技术封锁的加剧，也亲历了国内产业链协同创新的澎湃动力；我们承受了行业周期波动的压力，更收获了客户信任与市场突破的喜悦。在此，我谨代表至纯科技董事会，向每一位坚守岗位的同仁、支持我们的合作伙伴，以及始终信赖至纯的投资者，致以最诚挚的感谢！

挑战与机遇始终是并存的：人工智能爆发，带来消费电子、数据中心等多领域的回暖复苏；国际局势变化，推动半导体产业链自主可控。面对复杂多变的市场，至纯科技始终坚持“关注核心工艺，服务关键制程”，围绕微纳污染控制技术进行产业链布局，并在高端装备赛道取得重大进步。

要成为一个穿越周期的好企业，都是从前瞻性的战略判断开始，然后持续构建实现这个战略的能力。公司正是基于整个决策层的战略眼光和企业安静务实的定力，践行这个认知，持续构建能力，用产品力和服务力赢得用户的信任。至纯科技成立的25年，围绕技术突围与产业深耕的既定方向，取得了一定成果：

攻坚克难，助力国产替代破局

公司始终围绕“工艺·设备·材料”三位一体发展战略，坚持研发投入、攻坚行业难题、突破行业瓶颈。



蒋渊

至纯科技董事长

我们的研发投入从2017年的1.99亿元

增长到2024年的10.15亿元，同比增长51.1%。我们持续加大研发投入，不断提升产品竞争力，为下游客户提供更优质的产品和服务。

亿元

2017年，PNC 研发投入1.99亿元，同比增长51.1%。2018年，PNC 研发投入2.15亿元，同比增长8.1%。2019年，PNC 研发投入2.31亿元，同比增长7.4%。2020年，PNC 研发投入2.47亿元，同比增长7.3%。2021年，PNC 研发投入2.63亿元，同比增长6.5%。2022年，PNC 研发投入2.79亿元，同比增长6.1%。2023年，PNC 研发投入2.95亿元，同比增长5.7%。2024年，PNC 研发投入10.15亿元，同比增长51.1%。

我们持续加大研发投入，不断提升产品竞争力

为下游客户提供更优质的产品和服务。

我们持续加大研发投入，不断提升产品竞争力，为下游客户提供更优质的产品和服务。

我们持续加大研发投入，不断提升产品竞争力，为下游客户提供更优质的产品和服务。

我们持续加大研发投入，不断提升产品竞争力，为下游客户提供更优质的产品和服务。

我们持续加大研发投入，不断提升产品竞争力，为下游客户提供更优质的产品和服务。

我们持续加大研发投入，不断提升产品竞争力，为下游客户提供更优质的产品和服务。

我们持续加大研发投入，不断提升产品竞争力，为下游客户提供更优质的产品和服务。

订单从2017年上市以来，公司年度新增订单从1.5亿元增长到2024年的10.15亿元，同比增长51.1%。

2016-2024年中国大陆主流12寸晶圆厂41家

订单驱动，锻造企业发展韧性

自2017年上市以来，公司年度新增

6.7 亿元攀升至近55亿元(不含长期订单),营业收入从3.3亿元增长到超过36亿元, EBITDA 从 0.8 亿元增长到最高超过5.7亿元。这些成绩均得益于公司与国内众多知名半导体企业长期稳定的合作

外的专利保护。

一方面,公司积极地寻求外延并购机会,通过并购具有互补优势的企业,实现资源共享,快速拓展业务领域和市场空间。波汇科技、珩成浩鑫在收购完成后,延展了传感方面的能力,延展了半导体以外的产业。两次并购的落地整合和累

合作关系的。2024年,我们共签订了55.77亿的业务订单,其中集成电路领域占比超84%,服务12英寸芯片客户的订单

更是占到近90%,公司已成为12寸集成电路高纯工艺国内领先企业,有效替代了国外厂商。这些突破印证了本土化解决方案的竞争力,为未来

的并购,落地整合和累治理和管理的能力提升,将对于未来“内生+战略实施有方法论的积极

学及光
发展空
对于并购后
经验及组织能
外延”双轮驱动
影响。

至纯科技在半导体领域深耕多年，积累了丰富的行业经验和核心技术。公司始终坚持以客户为中心，提供高品质的产品和服务。通过持续的研发投入，公司在高纯工艺、集成电路等领域取得了突破性的进展。未来，我们将继续加大研发投入，提升自主创新能力，为客户提供更加全面、专业的解决方案。


至纯科技在半导体领域深耕多年，积累了丰富的行业经验和核心技术。公司始终坚持以客户为中心，提供高品质的产品和服务。通过持续的研发投入，公司在高纯工艺、集成电路等领域取得了突破性的进展。未来，我们将继续加大研发投入，提升自主创新能力，为客户提供更加全面、专业的解决方案。

至纯科技在半导体领域深耕多年，积累了丰富的行业经验和核心技术。公司始终坚持以客户为中心，提供高品质的产品和服务。通过持续的研发投入，公司在高纯工艺、集成电路等领域取得了突破性的进展。未来，我们将继续加大研发投入，提升自主创新能力，为客户提供更加全面、专业的解决方案。

境应收款项实施单项信用减值计提，并系统性地上调整体坏账计提比例；筑牢风险缓冲带。上述决策虽短期影响盈利表现，却为公司穿越产业周期、实现可持续增长积蓄了长期

第三，产业投资创造价值

我们通过旗下的至衍投资平台，管理着两支产业基金，重点扶持半导体产业链上的优



异的硬核创新，加速LAB2FAB®战略在装备与工艺领域的价值裂变。

我们坚定前行的目标，突破市场变化，争取在高端设备领域做出更多国人骄傲的成果。

第二，精细管理提升效率

这几年我们在研发投入、产能及服务能力建设、关键部件储备、投入资源做在地化供应链培育等方面做了大量工作，虽然前期较大投入导致资金紧张，但通过控制成本、调整业务重点和加强应收款回款措施的实施，今年现金流已经明显好转。我们将继续优化运营成本及资源配置，增强供应链稳定性，让技术投入和财务健康形成良性循环。

蒋至纯
至纯科技董事
2025年4月

| | | | |
|--------|---------------|----|-----------|
| | | 10 | 0.5 |
| | 383,644,650 | | 3,343,941 |
| 80.58% | 19,015,035.45 | | |

2024

2024

2024

2024

..... 9

 12

 16

..... 42

 59

..... 61

 79

 87

 88

..... 89

| | |
|--|--|
| | |
| | |
| | |

| | | |
|----------------|--|---------------------------------------|
| | | |
| | | |
| | | |
| | | 2024 1 1 2024 12 31 |
| | | 2023 1 1 2023 12 31 |
| | | |
| | | |
| | | |
| | | |
| | | |
| | | |
| | | |
| | | 688347. H 00981.HK |
| | | 688981. H 01347.HK |
| | | |
| | | |
| | | |
| | | 600460. H |
| | | 688172. H |
| | | 688396. H |
| | | |
| EMI | | E M I |
| G | | G G I .N |
| | | |
| D AM | | |
| HBM | | H B M 3D D AM D AM HBM GP |
| F FE | | F F -E 3D |
| FIN E CH | | F F FE |
| FIN E CH CLEAN | | F |
| FINFE LOOP | | F FE F F |

HB

DN

EL

C EEN H
OK O ELE

C .,L .

| | | |
|-------------|--|---------|
| | | |
| CM/ GM/ GCM | | / / |
| EPI | | EPI EPI |
| ALD | | |

| | |
|--|-------------|
| | |
| | |
| | PNC P C .,L |
| | PNC |
| | |

| | | |
|--|--------------|--------------|
| | | |
| | | |
| | 170 | 170 |
| | 021-80238290 | 021-80238290 |
| | @ . | @ . |

| | |
|--|--------|
| | 170 |
| | |
| | 170 |
| | 200241 |
| | . . |
| | @ . |

| | |
|--|-------|
| | |
| | . . . |
| | 170 |

| | | | | |
|---|--|--|--------|--|
| | | | | |
| A | | | 603690 | |

| | | |
|--|----|------|
| | | |
| | | 1089 |
| | 18 | |

| | 2024 | 2023 | (%) | 2022 |
|--|-------------------|-------------------|---------|------------------|
| | 3,604,680,268.78 | 3,151,026,067.05 | 14.40 | 3,049,525,265.51 |
| | 23,597,485.84 | 377,277,343.39 | -93.75 | 282,441,993.73 |
| | -57,406,956.30 | 102,061,627.39 | -156.25 | 285,451,743.60 |
| | -463,089,871.16 | -811,240,297.48 | | -807,879,519.50 |
| | 2024 | 2023 | % | 2022 |
| | 4,830,981,596.73 | 4,890,348,560.80 | -1.21 | 4,460,129,305.93 |
| | 13,574,302,675.76 | 11,919,485,610.81 | 13.88 | 9,837,944,985.22 |

| | 2024 | 2023 | (%) | 2022 |
|---|--------|-------|---------|-------|
| | 0.062 | 1.059 | -94.15 | 0.889 |
| | 0.062 | 1.058 | -94.14 | 0.888 |
| | -0.150 | 0.286 | -152.45 | 0.899 |
| % | 0.48 | 8.06 | 7.58 | 6.65 |
| % | -1.17 | 2.18 | 3.35 | 6.72 |

93.75%

156.25%

94.15% 94.14%

152.45%

2024

| | 1-3 | 4-6 | 7-9 | 10-12 |
|--|-----------------|-----------------|------------------|-----------------|
| | 811,384,104.30 | 716,134,579.59 | 1,111,715,222.34 | 965,446,362.55 |
| | 63,585,432.40 | 10,157,995.09 | 119,118,473.61 | -169,264,415.26 |
| | 62,646,791.52 | 5,448,850.72 | 111,957,781.96 | -237,460,380.50 |
| | -261,824,475.24 | -246,685,117.96 | 84,685,929.58 | -39,266,207.54 |

| | | | | |
|--|---------------|--|----------------|----------------|
| | | | | |
| | 10,205,298.27 | | 148,596,284.56 | 1,822,647.11 |
| | 24,304,933.66 | | 60,682,004.69 | 27,244,097.81 |
| | 31,294,121.97 | | 108,229,459.15 | -33,565,166.09 |
| | 18,883,450.80 | | | 489,451.95 |
| | -2,894,904.50 | | | 3,274,831.65 |
| | 13,383,049.82 | | 8,417,308.75 | 695,357.41 |

| | | | | |
|--|---------------|--|----------------|---------------|
| | 11,527,822.72 | | 45,972,045.89 | -342,743.27 |
| | 2,643,685.16 | | 4,737,295.26 | 3,313,712.98 |
| | 81,004,442.14 | | 275,215,716.00 | -3,009,749.87 |

2024

2017

2017 0.13 2024 4.42

3.6 2024

1

2017 0.13 2024 4.42

15 50 2024

845

2024 55.77 5 1.17

GM CM 2024 2023

17.88% 2024 84.55%

12 88.46%

H

36.05 14.40%

EBI DA 3.86 95.41% 85.98%

12 83.77%

H

10

10

1

2022

12

28

12

20

GM/ CM

2

2021

4

3

42

4.87

-

-

-

4

- -

2024

5

845

350

577

182

185

152

2024

2005

LAB2FAB

6

- -

2024

19% 6,270

1,865

33.6%

EMI

2024

1,130

2023

6.5%

EMI

D AM HBM
2025-2026

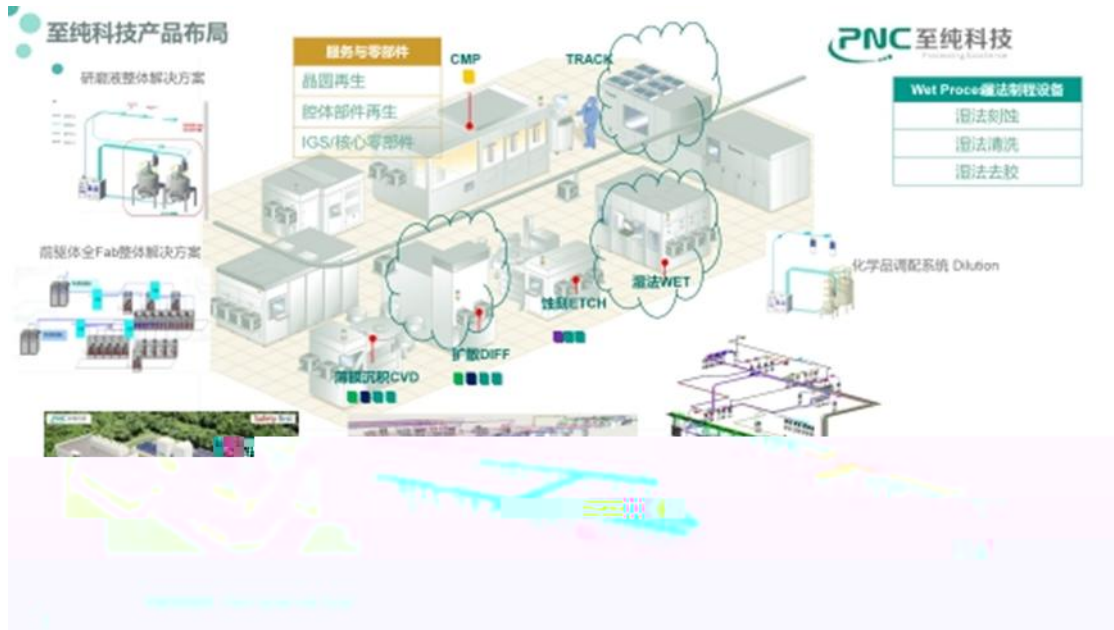
EMI

2024

2020

2024

80%



EPI ALD

CMP

20

1

28

FIN

E CH

H

2022 PM 12
6 70

2024 300-D
PM BACK IDE E CH P
BE EL PH 30%

PM I C
F FE
30 28/14
PM
40 20 PM
80% 160 180

50 3% 40 30

FIN E CH CLEAN FINFE LOOP F FE
IPA HB

F FE IPA
F FE
BACK IDE CLEAN

BACK IDE E CH
40 10 1E+9

/


14 P300DN 12 D HB F





3D NAND 3 P300DH 12 D

90L

ACC

| | | | | |
|------------------------------------------------------------------------------------------------------|-----|--------|--------|----------|
|  <p>S200</p> | 6/8 | N200NC | 4 | P - |
| | | N200B | 4 B | . |
| | | N200ME | 4 | P |
| | | N200M | M | |
| | | N200BG | 4 | <1/10000 |
| | | N200 P | 4 | |

| | | | |
|--------------------------------------------------------------------------------------------------------|----|---------|-------------|
| | | | |
|  <p>B300</p> | 12 | B300-12 | 45-28 28 |
|  <p>B200</p> | 8 | B200-8 | 90-65 |
| | | B200C-8 | |

48.8% 2016-2024 12 41 30% 12

+

COC COO

2021


/

AFE ON

40%

3.6

| | | |
|------------------------------------------------------------------------------------------------|------------------------------------------------------------------------------------------------|---------------------------------------------------------------------------------------------------|
|  <p>B G</p> |  <p>GC</p> |  <p>8 MB</p> |
|  |  <p>/</p> |  |
| | | |

| | | |
|------------|-------------------------------------------------------------------------------------|-------------|
| |  | <p>8 MB</p> |
| <p>/ /</p> |  | |
| |  | <p>M</p> |
| <p>/</p> |  | <p>/</p> |
| |  | |
| |  | <p>8 12</p> |



28
2022


15
2024


12

GM/ CM/ GCM

4

GMP

| | | | |
|--|-------------------------------------------------------------------------------------|-------------------------------|------------|
| |  | 200L/1000L/2000L/6000L/15000L | CFD .PA |
|--|-------------------------------------------------------------------------------------|-------------------------------|------------|

| | | | |
|--|-----------------------------------------------------------------------------------|---------------|------------------------|
| |  | 5L-100 API | CIP/ IP PA - - - |
|--|-----------------------------------------------------------------------------------|---------------|------------------------|

1

12

28

28

15

12

845

350

577

182

185

152

2

3

4

2015

2017

2018

2020

| | | | |
|--|------------------|------------------|-------|
| | | | |
| | 3,604,680,268.78 | 3,151,026,067.05 | 14.40 |
| | 2,472,954,803.21 | 2,085,608,096.47 | 18.57 |
| | 129,698,485.05 | 103,318,334.33 | 25.53 |
| | 383,490,851.20 | 337,985,491.13 | 13.46 |
| | 213,430,520.92 | 185,112,515.10 | 15.30 |
| | 267,043,662.31 | 224,079,701.50 | 19.17 |
| | -463,089,871.16 | -811,240,297.48 | |

| | | | |
|--|------------------|------------------|------|
| | -745,621,478.99 | -477,523,188.08 | |
| | 1,124,524,591.58 | 1,085,329,537.22 | 3.61 |

| | | | % | % | % | % |
|--|------------------|------------------|-------|--------|--------|-------|
| | 3,434,660,187.12 | 2,334,773,892.48 | 32.02 | 20.81 | 28.28 | -3.96 |
| | 165,406,904.65 | 136,478,899.34 | 17.49 | -45.26 | -48.03 | 4.41 |
| | | | % | % | % | % |
| | 2,830,182,448.18 | 1,871,838,437.73 | 33.86 | 22.07 | 28.27 | -3.19 |
| | 605,533,518.73 | 467,672,553.52 | 22.77 | -20.81 | -17.26 | -3.32 |
| | 164,351,124.86 | 131,741,800.57 | 19.84 | 165.09 | 126.45 | 13.68 |

| | | % | % | % | % |
|------------------|------------------|-------|--------|--------|-------|
| 333,098,521.70 | 232,776,380.96 | 30.12 | 1.19 | 11.48 | -6.45 |
| 480,688,245.98 | 326,171,244.39 | 32.14 | 80.52 | 100.31 | -6.70 |
| 303,994,459.29 | 212,421,465.98 | 30.12 | 581.28 | 609.14 | -2.75 |
| 355,797,977.09 | 241,221,765.60 | 32.20 | 78.02 | 84.40 | -2.35 |
| 4,421,523.02 | 3,033,838.12 | 31.38 | -17.02 | -4.99 | -8.69 |
| 2,115,750,285.97 | 1,451,207,798.25 | 31.41 | -7.72 | -5.91 | -1.32 |
| 6,316,078.72 | 4,420,298.52 | 30.02 | -11.58 | -7.95 | -2.76 |



| | |
|--|-------|
| | 12.26 |
| | 39.57 |

| | | |
|-------|-------|-------|
| | | 428 |
| | % | 26.60 |
| | | |
| | | 3 |
| | | 38 |
| | | 304 |
| | | 82 |
| | | 1 |
| | | |
| 30 | 30 | 189 |
| 30-40 | 30 40 | 188 |
| 40-50 | 40 50 | 48 |
| 50-60 | 50 60 | 3 |
| 60 | | 0 |

1

| | | | | | |
|--|--|---|--|---|--|
| | | % | | % | |
|--|--|---|--|---|--|

| | | | | % |
|------------------|-------|------------------|-------|--------|
| 35,422,642.73 | 0.26 | 6,322,154.36 | 0.05 | 460.29 |
| 12,550,615.33 | 0.09 | 48,630,919.41 | 0.41 | -74.19 |
| 335,666,998.48 | 2.47 | 642,274,435.94 | 5.39 | -47.74 |
| 219,132,718.28 | 1.61 | 105,295,727.78 | 0.88 | 108.11 |
| 2,692,988,302.64 | 19.84 | 1,678,932,661.87 | 14.09 | 60.40 |
| 340,778,080.09 | 2.51 | 618,890,657.59 | 5.19 | -44.94 |

| | | | |
|--|----------------|---------------|----------------|
| | | | |
| | 221,253,714.90 | 23,976,744.80 | 245,230,459.70 |
| | 221,253,714.90 | 23,976,744.80 | 245,230,459.70 |

2017

22 -

245,230,459.70

2024 12 31
32,841,104.13

| | | % | | | | | |
|--|--------|-------|--|------------|------------|-----------|-----------|
| | 15,000 | 100 | | 15,699.14 | 8,207.96 | 32,218.61 | 9,787.41 |
| | 5,000 | 100 | | 33,955.65 | 2,902.98 | 7,851.91 | 82.89 |
| | 20,000 | 100 | | 108,053.92 | 20,744.30 | 15,399.57 | 1,253.72 |
| | 53,144 | 77.11 | | 356,674.87 | 80,194.87 | 58,240.23 | -3,423.73 |
| | 10,717 | 100 | | 78,854.08 | 9,690.23 | 24,612.64 | 3,048.45 |
| | 20,000 | 77.11 | | 66,862.04 | 6,915.55 | 4,986.67 | -4,264.69 |
| | 3,000 | 77.11 | | 7,459.56 | -11,805.09 | 560.34 | -4,594.67 |

AI

EMI

2024

30%

G

5-10%

C 3

70%

DN
30%

40%

EL L

28

FIN

E CH

2

4-6%

AI

2025-2026

2016

12

8 E M

2016-2024

12

41

48.8%

30%

12

3

24

10-15

2018

2018

30%

12

28

2025

1

2

3

2005

LAB2FAB

2025

2025

55-60

15-20

2025

10-13

2025

:

2025

GPI

G

P

I

2025

2023

| | | | | |
|------|---------------|-------|---------------|------------|
| | | | | |
| 2024 | 2024 2 5 | . . . | 2024 2 6 | 2024 2 6 |
| 2024 | 2024 5 16 | . . . | 2024 5 17 | 2024 5 17 |
| 2023 | 2024 6 24 | . . . | 2024 6 25 | 2024 6 25 |
| 2024 | 2024 12 23 | . . . | 2024 12 24 | 2024 12 24 |

2024

1

3

| | | | | | | |
|----|----------|----------|------------|------------|----------|-------|
| 50 | 2024/2/6 | 2027/2/4 | 85,962,648 | 86,499,648 | 537,000 | 38.60 |
| 47 | 2024/2/5 | 2027/2/4 | 6,516,000 | 6,516,000 | 0 | 16.80 |
| 50 | 2024/2/5 | 2027/2/4 | 6,000 | 0 | -6,000 | 13.75 |
| 37 | 2024/2/5 | 2027/2/4 | 0 | 0 | 0 | 13.75 |
| 52 | 2024/2/5 | 2027/2/4 | 0 | 0 | 0 | 13.75 |
| 42 | 2024/2/6 | 2027/2/4 | 0 | 0 | 0 | 21.15 |
| 44 | 2024/2/5 | 2027/2/4 | 0 | 0 | 0 | 39.70 |
| 44 | 2024/2/2 | 2027/2/4 | 81,000 | 81,000 | 0 | 23.09 |
| 44 | 2024/2/6 | 2027/2/4 | 770,400 | 660,000 | -110,400 | 94.92 |

2010 12 2024 2

1994 1995 2009 2010 A B 1995 2009 I L . 2010 2020
2020

2006 2021 11 2021 12

2015 7 2022 2 2024 2 2022 3 2024 2

1999 2002 2002 2005 2005

4 2021 1 1998 8 2016 3 2016
2014 11 2020 10 2021 12
2022 3 2017 11 2024 2
2018 4 2024 1 2018 5 2024 5
2021 5 2022 9
2021 12 2022 8 2022 8

2002 7 2003 5 2003 5 2005 4 2005
5 2012 8 ()

6

2024 2 7

2024-023

| | | | | |
|--|-----------|--|---------|--|
| | | | | |
| | | | 2001 11 | |
| | | | 2021 5 | |
| | | | 2022 8 | |
| | | | 2022 3 | |
| | | | 2022 3 | |
| | | | 2022 3 | |
| | | | 2022 3 | |
| | | | 2022 4 | |
| | | | 2022 9 | |
| | L P , LLC | | 2015 11 | |
| | QPC L I | | 2013 8 | |
| | | | 2006 10 | |
| | | | 2017 7 | |
| | | | 2021 12 | |
| | | | 2020 7 | |
| | | | 2023 3 | |
| | | | 2024 6 | |
| | | | 2024 5 | |
| | | | 2024 3 | |
| | | | 2021 1 | |
| | | | 2021 7 | |
| | | | 2023 6 | |
| | | | 2023 6 | |
| | | | 2002 12 | |
| | | | 2008 4 | |
| | | | 2020 5 | |
| | | | 2018 5 | |
| | | | 2015 8 | |
| | | | 2013 5 | |
| | | | 2010 10 | |
| | | | 2010 4 | |
| | | | 2010 4 | |
| | | | 2004 4 | |
| | | | 2003 9 | |

| | | | | | |
|--|--|--|------|----|--|
| | | | 2002 | 3 | |
| | | | 2017 | 4 | |
| | | | 2008 | 5 | |
| | | | 2015 | 2 | |
| | | | 2022 | 1 | |
| | | | 2016 | 10 | |
| | | | | | |

| | |
|--|--------|
| | |
| | |
| | |
| | |
| | |
| | |
| | 551.34 |

| | | | |
|--|--|--|--|
| | | | |
| | | | |
| | | | |
| | | | |
| | | | |
| | | | |
| | | | |
| | | | |
| | | | |
| | | | |
| | | | |
| | | | |

| | | | |
|--|--|--|--|
| | | | |
|--|--|--|--|

| | | | |
|--|--------------|---------------------------------------------------------------------------------------------------------------------------------------------------------------------------------------------------------------------|------|
| | | | |
| | 2024 1 17 | 1 2 | 2024 |
| | 2024 1 24 | 1 | |
| | 2024 2 6 | 1 2 3 4 | |
| | 2024 4 26 | 1 2023 2 2023 3 2023 4 2023 5 2023 6 2023 7 2023 8 2023 9 2023 10 2024 11 2023 12 2024 13 14 15 16 2023 17 18 19 2023 20 2022 2023 | 2024 |

| | | | |
|--|---------------|------------------------------------------------|---------------------------|
| | | 21 | 2024 |
| | | 22 | 2024 |
| | | 23 | 2024 |
| | | 24 | 2024 |
| | | 25 | 2024 |
| | 2024 5 7 | 1 | |
| | 2024 7 17 | 1 | 2024 |
| | 2024 8 19 | 1 | 2024 |
| | 2024 8 29 | 1 2024 2 2024 3 | |
| | 2024 9 11 | 1 2 | |
| | 2024 10 28 | 1 2 | |
| | 2024 10 29 | 1 2024 2 3 4 5 6 7 8 9 | 2024 2022 2023 2024 |
| | 2024 12 5 | 1 2 | 2024 |

| | | | | | | | |
|--|--|--|--|--|--|--|--|
| | | | | | | | |
| | | | | | | | |

| | | | | | | | | |
|--|--|----|----|---|---|---|--|---|
| | | | | | | | | |
| | | 12 | 12 | 3 | 0 | 0 | | 4 |
| | | 12 | 12 | 4 | 0 | 0 | | 4 |
| | | 10 | 10 | 4 | 0 | 0 | | 3 |
| | | 10 | 10 | 4 | 0 | 0 | | 3 |
| | | 10 | 10 | 4 | 0 | 0 | | 3 |
| | | 2 | 2 | 2 | 0 | 0 | | 1 |
| | | 2 | 2 | 2 | 0 | 0 | | 1 |
| | | 2 | 2 | 2 | 0 | 0 | | 1 |

| | |
|--|----|
| | 12 |
| | 0 |
| | 1 |
| | 11 |

| | |
|--|--|
| | |
| | |
| | |
| | |

| | | | |
|--------------|---|------|--|
| | | | |
| 2024 1 5 | | | |
| 2024 2 6 | 1 | | |
| 2024 4 26 | 1 | 2023 | |

| | | | | |
|------------|----|------|------|--|
| | 2 | 2023 | | |
| | 3 | | 2024 | |
| | 4 | 2024 | | |
| 2024 29 | 8 | | | |
| | 1 | 2024 | | |
| 2024 29 | 10 | | | |
| | 1 | 2024 | | |
| 2024 26 | 12 | | | |

| | | | | |
|------------|----|--|------|--|
| | | | | |
| 2024 26 | 4 | | | |
| | 1 | | | |
| | 2 | | 2024 | |
| | 3 | | 2024 | |
| 2024 29 | 10 | | | |
| | 1 | | 2024 | |
| | 2 | | | |
| | 3 | | | |

| | | | | |
|------------|---|------|--|--|
| | | | | |
| 2024 26 | 4 | | | |
| | 1 | 2024 | | |

| | | | | |
|------------|---|---|--|--|
| | | | | |
| 2024 17 | 1 | 1 | | |
| 2024 6 | 2 | | | |
| | 1 | | | |

| | | | |
|--|---|--|--|
| | 2 | | |
|--|---|--|--|

| | |
|--|-------|
| | 70 |
| | 1,539 |
| | 1,609 |
| | 0 |
| | |
| | |
| | 369 |
| | 84 |
| | 808 |
| | 56 |
| | 161 |
| | 131 |
| | 1,609 |
| | |
| | |
| | 846 |
| | 482 |
| | 281 |
| | 1,609 |

20

à

(Přesně: wã)

| | |
|---|---------------|
| % | 80.58 |
| | 0 |
| | 19,015,035.45 |
| % | 80.58 |

| | |
|---------------|----------------|
| (1) | 135,569,663.10 |
| (2) | 83,992,824.60 |
| (3)=(1)+(2) | 219,562,487.70 |
| (4) | 227,772,274.32 |
| % (5)=(3)/(4) | 96.40 |
| | 23,597,485.84 |
| | 930,535,641.43 |

| | |
|--|--------------------|
| | |
| | 2024 4 30 |
| | 2024-047 |
| | |
| | |
| | 2024 4 30 |
| | 2024-048 |
| | 2024-049 2024 5 23 |
| | 2024-059 2024 7 16 |
| | 2024-070 |
| | |
| | |

| | |
|--|--|
| | |
|--|--|

2024 4 26 5 16
2024

2024
2024

2024

2024 10 29

2024

<

>

<

>

2024

2024

/

2024

| | | |
|--|-------|-----------|
| | / | |
| | 16.07 | |
| | 13 | 2024 3 |
| | 3.07 | 1.51 |
| | | 1.56 |
| | - | |

| | | | | | | | | | | |
|--|--|--|-----|---|-----|-----|--------------|--|--|--|
| | | | | | | | | | | |
| | | | / | | / | / | | | | |
| | | | / | / | / | | | | | |
| | | | 1 / | / | | | | | | |
| | | | | | 2 / | | | | | |
| | | | | | | 3 / | | | | |
| | | | | | | | 2018 9 25 | | | |
| | | | | | | | 2018 9 25 | | | |

| | | | | | | | | | | |
|--|--|---|---|---|--------------|--|--|--|--|--|
| | | / | / | / | | | | | | |
| | | / | / | / | | | | | | |
| | | / | / | / | 2018 9 25 | | | | | |
| | | | | | | | | | | |
| | | | | 1 | 2018 9 25 | | | | | |
| | | | | 2 | | | | | | |
| | | 3 | | | | | | | | |
| | | | / | | 2018 9 | | | | | |

25

/ /

2018 9
25

| | | | | | | | | | |
|--|--|----|-------|-------------|--|--|--|--|--|
| | | | 1,000 | | | | | | |
| | | 20 | | 6 6 6 | | | | | |
| | | | | | | | | | |
| | | | | | | | | | |

/

| | | | | | | | | | | |
|--|--|--|---|---|---|---|---|--|--|--|
| | | | | | | | | | | |
| | | | 2 | | 3 | | 1 | | | |
| | | | 4 | | | | | | | |
| | | | | | | | | | | |
| | | | | | | | | | | |
| | | | 1 | / | | / | | | | |
| | | | | | | | 2 | | | |

| | | | | | | | | | | |
|--|--|--|---|---|---|------|----|--|--|--|
| | | | / | | | | | | | |
| | | | 1 | / | | | | | | |
| | | | | 2 | | | | | | |
| | | | | | 3 | | | | | |
| | | | | | | 2020 | 10 | | | |
| | | | | | | 30 | | | | |
| | | | | | | 2022 | 2 | | | |
| | | | | | | 7 | | | | |

| | |
|--|-----------|
| | |
| | |
| | 1,060,000 |
| | 14 |
| | |
| | 4 |
| | |
| | - |
| | - |

| | | |
|--|--|--|
| | | |
|--|--|--|

2024

| | | |
|--|--|---------|
| | | 265,000 |
|--|--|---------|

2024 6 24

2023

2024

2024

20%

20%

| | | |
|------|------|---------------------------------------|
| | | |
| 2023 | 2024 | 2024 4 30 2023 2024 2024-041 |

| | | |
|------------|--|------------------------|
| | | |
| 2024 10 29 | | 2024 10 31 2024-104 |

□□

| | | | | | | | | | | | | | | | |
|-------|--|--|--|---|--|--|--|--|--|--|--|--|------------|--|--|
| | | | | (| | | | | | | | | | | |
| | | | |) | | | | | | | | | | | |
| | | | | | | | | | | | | | 0 | | |
| A | | | | | | | | | | | | | 0 | | |
| | | | | | | | | | | | | | 440,945.53 | | |
| B | | | | | | | | | | | | | 311,043.00 | | |
| | | | | | | | | | | | | | 311,043.00 | | |
| A+B | | | | | | | | | | | | | 311,043.00 | | |
| D | | | | | | | | | | | | | 64.39 | | |
| | | | | | | | | | | | | | 0 | | |
| C | | | | | | | | | | | | | 304,743.00 | | |
| D | | | | | | | | | | | | | 69,493.92 | | |
| 70% | | | | | | | | | | | | | 374,236.92 | | |
| 50% E | | | | | | | | | | | | | | | |
| C+D+E | | | | | | | | | | | | | | | |
| | | | | | | | | | | | | | | | |
| | | | | | | | | | | | | | 2024 | | |
| | | | | | | | | | | | | | 85.00 | | |
| | | | | | | | | | | | | | 70% | | |
| | | | | | | | | | | | | | 2024 | | |
| | | | | | | | | | | | | | 70% | | |
| | | | | | | | | | | | | | 3.50 | | |
| | | | | | | | | | | | | | 81.50 | | |

2024

| | | |
|--|-----------------------|------|
| | 2024 4 30 2024-038 | 2024 |
|--|-----------------------|------|

| | | | | | | | | | | | | |
|--|--|--|---|---|-------------|---|--|---|---|---|---------------------|--|
| | | | 1 | 2 | $1 - 2 = 3$ | 4 | | % | % | 8 | $\frac{9}{8} = (1)$ | |
|--|--|--|---|---|-------------|---|--|---|---|---|---------------------|--|

| | | | | | | | | | | | | |
|--|---------------|------------|------------|------------|---|------------|---|----------------|----------------|-----------|-------|-----------|
| | | | | | | | 5 | (6) (4)/(1) | (7) (5)/(3) | | | |
| | 2020 12 23 | 135,571.27 | 135,452.81 | 186,000.00 | / | 106,597.19 | / | 78.70 | / | 19,057.21 | 14.07 | 36,202.88 |
| | / | 135,571.27 | 135,452.81 | 186,000.00 | / | 106,597.19 | / | / | / | 19,057.21 | 14.07 | 36,202.88 |

| | | | | | | | | | | | | | | | |
|--|--|--|--|--|-----------|----------|-----------|------------------|------|--|--|---|---|--|----------|
| | | | | | (1) | | 2 | % (3) (2)/(1) | | | | | | | |
| | | | | | 25,500.00 | - | 19,859.84 | 77.88 | 2024 | | | 1 | | | 5,640.16 |
| | | | | | 2,293.21 | - | 2,293.21 | 100 | | | | | 2 | | |
| | | | | | 36,202.88 | 7,055.61 | 7,055.61 | 19.49 | 2026 | | | | | | |

| | | | | | | | | | | | | | | | | |
|--|---|---|---|---|------------|-----------|------------|-------|------------|---|---|---|---|---|---|----------|
| | | | | | | | | | 11 | | | | | | | |
| | | | | | 31,000.00 | 8,904.83 | 28,080.88 | 90.58 | 2024 12 | | | | | | | 3,096.77 |
| | | | | | 40,600.00 | - | 40,461.01 | 99.66 | | | | | | | | 138.99 |
| | | | | | | 3,096.77 | 8,846.65 | | | | | | | | | |
| | / | / | / | / | 135,596.09 | 19,057.21 | 106,597.20 | / | / | / | / | / | / | / | / | 8,875.92 |

1

2022

2 2021

2023 12 9

2023-114

3

| | | | | | | | | |
|--|-----------|----|-----------|----------|--|------|---|-------------------------------|
| | | | | | | | | |
| | 2023 9 | 12 | 38,471.27 | 2,293.21 | | 2021 | 0 | 2023 2023 12 9 2023-114 |

| | | | | | | | | |
|----|------|------|----|-----------|----------|----------|-----------|------|
| 1 | 2023 | 1 | 5 | | | | | |
| | | | | 35,000.00 | | | | |
| 12 | 2024 | 1 | 3 | | | | 34,800.00 | |
| | | | | | 2024 | 1 | 5 | |
| | | | | | | | 2024-004 | |
| 2 | 2024 | 1 | 24 | | | | | |
| | | | | 30,000.00 | | | | |
| 12 | | 2024 | 1 | 25 | | | | |
| | | | | | 2024-016 | 2024 | 10 | 29 |
| | | | | 30,000.00 | | | | 2024 |
| 10 | 30 | | | | | | | |
| | | | | 2024-097 | | | | |
| 3 | 2023 | 6 | 21 | | | | | |
| | | | | 12,000.00 | | | | 12 |
| | 2024 | 5 | 6 | | | | 12,000.00 | |
| | | | | | 2024 | 5 | 7 | |
| | | | | | | 2024-055 | 2024 | 11 |
| | | | | 12,000.00 | | | | 6 |
| | 2024 | 11 | 7 | | | | | |
| | | | | 2024-110 | | | | |
| 4 | 2024 | 5 | 7 | | | | | |
| | | | | 12,000.00 | | | | 6 |
| | 2024 | 5 | 8 | | | | | |
| | | | | | 2024-057 | 2024 | 11 | 6 |

12,000.00
5 2024 10 29

29,000.00 12
2024 10 31

2024-100

1 2023 12 7 2023 12 25
2023

2023 12 9

2023-114

2024 2 2 2024 2 2

2020

2024-017

2 2024 12 5 2024 12 23
2024

2020

2024 12 6

2024-116 2025 1 2

2025 1 2 2020

2025-001

| | | | + - | | | | | | |
|---|-------------|--------|---------|--|--|----------|----------|-------------|--------|
| | | | | | | | | | |
| | 1,423,200 | 0.37 | | | | -742,800 | -742,800 | 680,400 | 0.18 |
| 1 | | | | | | | | | |
| 2 | | | | | | | | | |
| 3 | 1,423,200 | 0.37 | | | | -742,800 | -742,800 | 680,400 | 0.18 |
| | | | | | | | | | |
| | 1,423,200 | 0.37 | | | | -742,800 | -742,800 | 680,400 | 0.18 |
| 4 | | | | | | | | | |
| | | | | | | | | | |
| | 385,294,570 | 99.63 | 273,600 | | | | 273,600 | 385,568,170 | 99.82 |
| 1 | 385,294,570 | 99.63 | 273,600 | | | | 273,600 | 385,568,170 | 99.82 |
| 2 | | | | | | | | | |
| 3 | | | | | | | | | |
| 4 | | | | | | | | | |
| | 386,717,770 | 100.00 | 273,600 | | | -742,800 | -469,200 | 386,248,570 | 100.00 |

2023 4 6

2024 1 1 2024 2 29

273,600

273,600

10

742,800

2024 7 18

742,800

2023

386,717,770

386,248,570

| | 2024 | 2024 |
|---|-------|-------|
| / | 0.062 | 0.062 |
| / | 12.77 | 12.77 |

| | | | | | | |
|---|------------------|----------|-----------------|----------------|---|----------------|
| | 312,000 | 0 | -192,000 | 120,000 | | 1 |
| | 312,000 | 0 | -192,000 | 120,000 | | 2 |
| 8 | 228,000 | 0 | -114,000 | 114,000 | | 2025 2 27 3 |
| 7 | 571,200 | 0 | -244,800 | 326,400 | | 2025 6 11 3 |
| | 1,423,200 | 0 | -742,800 | 680,400 | / | / |

1
120,000
2022 6 10 96,000 36 24,000
2023 2 27 24

2
120,000
2022 6 10 96,000 36 24,000
2023 2 27 24

| | | | | | | |
|---|--------------------------|---------|---------|--------------------------|---------|--|
| | | | | | | |
| A | 2024 1 1 2024 2 29 | 15.12 / | 273,600 | 2024 1 1 2024 2 29 | 273,600 | |

273,600

2024 1 1 2024 2 29
273,600

2
386,717,770 386,248,570 2024
386,717,770 2024
0.062 12.77 386,248,570 2024
0.062 12.77

| | | | 2024 | 2023 | 2024 | | |
|---|------------|------------|-------|------|------|------------|--|
| | | | | | 2024 | 2023 | |
| | 537,000 | 86,499,648 | 22.39 | 0 | | 38,260,000 | |
| | 0 | 15,200,640 | 3.94 | 0 | | 0 | |
| | 0 | 12,500,355 | 3.24 | 0 | | 6,000,000 | |
| | 0 | 6,516,000 | 1.69 | 0 | | 2,760,000 | |
| | 3,492,772 | 4,854,072 | 1.26 | 0 | | 0 | |
| 6 | 4,303,800 | 4,501,200 | 1.17 | 0 | | 0 | |
| | 1,349,340 | 3,953,260 | 1.02 | 0 | | 0 | |
| | 1,125,340 | 3,623,781 | 0.94 | 0 | | 0 | |
| 7 | 3,091,980 | 3,091,980 | 0.80 | 0 | | 0 | |
| | -1,087,100 | 3,046,288 | 0.79 | 0 | | 0 | |
| | | | | | | | |
| | | | | | | | |
| | | 86,499,648 | | | | 86,499,648 | |
| | | 15,200,640 | | | | 15,200,640 | |
| | | 12,500,355 | | | | 12,500,355 | |
| | | 6,516,000 | | | | 6,516,000 | |
| | | 4,854,072 | | | | 4,854,072 | |
| 6 | | 4,501,200 | | | | 4,501,200 | |
| | | 3,953,260 | | | | 3,953,260 | |
| | | 3,623,781 | | | | 3,623,781 | |
| 7 | | 3,091,980 | | | | 3,091,980 | |
| | | 3,046,288 | | | | 3,046,288 | |
| | | | | | | 3,953,260 | |
| | | | | | | | |

| | |
|--|--|
| | |
| | |
| | |

5%

| 5% | | | | | | | | |
|----|-----------|------|---------|------|-----------|------|---------|------|
| | | | | | | | | |
| | | % | | % | | % | | % |
| | 4,133,388 | 1.07 | 460,000 | 0.12 | 3,046,288 | 0.79 | 460,000 | 0.12 |

/

| 1 | 7 | 326,400 | | | |
|---|---|---------|--|--|--|
| 2 | | 120,000 | | | |
| 3 | | 120,000 | | | |
| 4 | 8 | 114,000 | | | |
| | | | | | |

| | |
|--|-----------|
| | |
| | |
| | 2011 6 21 |
| | |
| | |
| | |
| | |

| | |
|--|--|
| | |
| | |
| | |
| | |
| | |
| | |
| | |
| | |

| | 2024 | |
|-----|--------|-------------|
| | 2024 | 9 12 |
| (%) | 101.83 | 203.67 |
| | | 0.26% 0.53% |
| | | 3,000 6,000 |
| | | 12 |
| () | | 134.9340 |
| (%) | | |
| | | |

| | 2024 | |
|-----|--------|--------------|
| | 2024 | 10 29 |
| (%) | 237.74 | 475.48 |
| | | 0.62% 1.23% |
| | | 8,000 16,000 |
| | | 12 |
| () | | 0 |
| (%) | | |
| | | |

2024 12 31

2024

2024 12 31

2024

()

2024

3,600,067,091.77

1

2

3

4

5

6

2024 12 31
2,834,240,451.41

3,283,874,131.33

449,633,679.92

1

2

3

4

5

()

2024

1

2

3

4

5

6

2025 4 27

2024 12 31

| | | 2024 12 31 | 2023 12 31 |
|--|-----|-------------------------|-------------------------|
| | .1 | 870,474,310.42 | 886,628,532.58 |
| | | | |
| | .2 | 3,082,256.74 | |
| | | | |
| | .4 | 35,422,642.73 | 6,322,154.36 |
| | .5 | 2,834,240,451.41 | 2,418,694,524.96 |
| | .7 | 12,550,615.33 | 48,630,919.41 |
| | .8 | 335,666,998.48 | 642,274,435.94 |
| | | | |
| | | | |
| | .9 | 219,132,718.28 | 105,295,727.78 |
| | | | |
| | | | |
| | .10 | 3,118,056,613.38 | 2,650,358,709.58 |
| | | | |
| | .6 | 93,092,648.60 | 116,554,522.52 |
| | | | |
| | | | |
| | .13 | 466,044,233.26 | 392,816,863.84 |
| | | 7,987,763,488.63 | 7,267,576,390.97 |
| | | | |
| | | | |
| | | | |
| | .17 | 286,295,625.03 | 277,344,786.07 |
| | .18 | 384,100,700.00 | 332,545,000.00 |
| | .19 | 245,230,459.70 | 221,253,714.90 |
| | .20 | 442,199,004.62 | 445,093,909.12 |
| | .21 | 2,692,988,302.64 | 1,678,932,661.87 |
| | .22 | 340,778,080.09 | 618,890,657.59 |
| | | | |
| | | | |
| | .25 | 23,054,494.78 | 28,459,345.46 |
| | .26 | 493,943,167.32 | 366,577,708.19 |
| | | | |
| | . 2 | 127,906,598.99 | 127,235,280.34 |

| | | | |
|--|-----|--------------------------|--------------------------|
| | | | |
| | .27 | 223,402,293.81 | 241,667,871.29 |
| | .28 | 72,884,161.03 | 41,802,260.54 |
| | .29 | 147,978,187.16 | 130,745,674.20 |
| | .30 | 105,778,111.96 | 141,360,350.27 |
| | | 5,586,539,187.13 | 4,651,909,219.84 |
| | .25 | 13,574,302,675.76 | 11,919,485,610.81 |
| | | | |
| | .32 | 3,073,089,945.80 | 2,227,166,245.32 |
| | | | |
| | | | |
| | | | |
| | .35 | | 42,430,270.75 |
| | .36 | 1,424,398,730.13 | 1,061,992,541.76 |
| | | | |
| | .38 | 326,911,890.78 | 459,011,960.97 |
| | | | |
| | | | |
| | | | |
| | .39 | 49,879,962.63 | 34,490,194.95 |
| | .40 | 99,146,351.17 | 120,255,654.37 |
| | .41 | 268,665,869.85 | 188,638,599.37 |
| | | | |
| | | | |
| | | | |
| | | | |
| | .43 | 1,118,386,017.91 | 518,081,617.71 |
| | .44 | 204,410,549.03 | 169,967,265.34 |
| | | 6,564,889,317.30 | 4,822,034,350.54 |
| | | | |
| | | | |
| | .45 | 1,554,624,088.23 | 1,438,894,743.15 |
| | .46 | 9,246,600.00 | |
| | | | |
| | | | |
| | .47 | 13,799,488.37 | 18,614,630.42 |
| | .48 | 140,665,064.36 | 284,520,661.42 |
| | | | |
| | | | |
| | .51 | 269,187,989.94 | 198,849,133.42 |
| | .29 | 94,953,585.29 | 90,144,708.39 |
| | | | |
| | | 2,082,476,816.19 | 2,031,023,876.80 |
| | | 8,647,366,133.49 | 6,853,058,227.34 |
| | | | |

| | | | |
|--|-----|--------------------------|--------------------------|
| | .53 | 386,248,570.00 | 386,717,770.00 |
| | | | |
| | | | |
| | .55 | 3,063,504,422.08 | 3,075,862,981.51 |
| | .56 | 126,415,257.44 | 109,396,015.97 |
| | .57 | 144,001,453.48 | 123,029,704.48 |
| | | | |
| | .59 | 132,676,164.15 | 98,594,392.78 |
| | | | |
| | .60 | 1,230,966,244.46 | 1,315,539,728.00 |
| | | 4,830,981,596.73 | 4,890,348,560.80 |
| | | 95,954,945.54 | 176,078,822.67 |
| | | 4,926,936,542.27 | 5,066,427,383.47 |
| | .53 | 13,574,302,675.76 | 11,919,485,610.81 |

2024 12 31

| | | 2024 12 31 | 2023 12 31 |
|--|----|-------------------------|-------------------------|
| | | 291,451,138.29 | 363,225,801.73 |
| | | 3,082,256.74 | |
| | | 14,612,512.66 | |
| | .1 | 1,481,010,349.58 | 985,375,421.27 |
| | | 384,000.00 | 12,750.00 |
| | | 467,528,557.93 | 495,116,821.71 |
| | .2 | 2,032,983,226.08 | 1,777,149,044.54 |
| | | | |
| | | 255,930,806.89 | 411,285,247.05 |
| | | 13,470,108.65 | 31,829,230.17 |
| | | | |
| | | 54,254,921.60 | 48,937,167.87 |
| | | 4,614,707,878.42 | 4,112,931,484.34 |
| | | | |
| | | | |
| | | | |

| | | | |
|--|----|-------------------------|-------------------------|
| | .3 | 1,944,732,198.80 | 1,742,027,024.86 |
| | | 159,159,200.00 | 155,380,900.00 |
| | | 245,230,459.70 | 221,253,714.90 |
| | | | |
| | | 323,498,508.27 | 332,211,836.88 |
| | | 155,059,252.67 | 63,995,939.96 |
| | | | |
| | | 1,569,033.50 | 1,754,265.08 |
| | | 198,426,442.20 | 213,133,550.79 |
| | | | |
| | | 44,926,043.07 | 22,015,868.87 |
| | | | |
| | | 12,456,449.44 | 6,259,634.73 |
| | | 61,153,264.17 | 71,501,387.23 |
| | | 39,749,314.16 | 21,245,495.24 |
| | | 3,185,960,165.98 | 2,850,779,618.54 |
| | | 7,800,668,044.40 | 6,963,711,102.88 |
| | | | |
| | | 1,264,291,879.69 | 1,191,742,660.79 |
| | | | |
| | | | |
| | | 646,643,890.21 | 270,794,470.50 |
| | | | |
| | | 164,467,590.65 | 243,459,056.37 |
| | | 2,590,110.14 | 2,722,782.68 |
| | | 3,993,467.52 | 7,210,586.07 |
| | | 519,628,560.86 | 402,059,638.58 |
| | | | |
| | | 576,245,098.35 | 241,155,598.52 |
| | | 35,992,898.40 | 9,830,259.39 |
| | | 3,213,853,495.82 | 2,368,975,052.90 |
| | | | |
| | | 198,615,657.28 | 501,902,137.00 |
| | | | |
| | | | |
| | | | 866,188.29 |
| | | 65,142,688.73 | |
| | | | |
| | | 209,019,977.45 | 166,961,480.75 |
| | | 66,290,538.33 | 63,669,166.42 |
| | | | |

| | | | |
|--|--|-------------------------|-------------------------|
| | | 539,068,861.79 | 733,398,972.46 |
| | | 3,752,922,357.61 | 3,102,374,025.36 |
| | | | |
| | | 386,248,570.00 | 386,717,770.00 |
| | | | |
| | | | |
| | | 2,634,174,641.73 | 2,646,533,201.16 |
| | | 126,415,257.44 | 109,396,015.97 |
| | | 90,525,926.92 | 91,564,371.92 |
| | | | |
| | | 132,676,164.15 | 98,594,392.78 |
| | | 930,535,641.43 | 747,323,357.63 |
| | | 4,047,745,686.79 | 3,861,337,077.52 |
| | | 7,800,668,044.40 | 6,963,711,102.88 |

2024 1 12

| | | 2024 | 2023 |
|--|-----|-------------------------|-------------------------|
| | | 3,604,680,268.78 | 3,151,026,067.05 |
| | .61 | 3,604,680,268.78 | 3,151,026,067.05 |
| | | | |
| | | | |
| | | 3,488,038,704.63 | 2,958,825,822.39 |
| | .61 | 2,472,954,803.21 | 2,085,608,096.47 |
| | | | |
| | | | |
| | | | |
| | .62 | 21,420,381.94 | 22,721,683.86 |
| | .63 | 129,698,485.05 | 103,318,334.33 |
| | .64 | 383,490,851.20 | 337,985,491.13 |
| | .65 | 267,043,662.31 | 224,079,701.50 |
| | .66 | 213,430,520.92 | 185,112,515.10 |
| | | 185,426,894.86 | 156,496,322.71 |
| | | 2,537,686.23 | 4,912,656.59 |
| | .67 | 40,256,891.59 | 72,754,873.03 |
| | .68 | 27,903,256.20 | 159,603,742.91 |

| | | | |
|-----------|-----|-----------------------|-----------------------|
| | | 15,923,341.57 | 19,242,587.92 |
| | | | |
| | | | |
| - | | | |
| | .70 | 29,946,199.63 | 108,229,459.15 |
| - | .71 | -196,268,597.54 | -97,271,206.76 |
| - | .72 | -40,089,506.57 | -31,592,498.77 |
| | .73 | -3,321,598.52 | 8,235,254.57 |
| | | -24,931,791.06 | 412,159,868.79 |
| | .74 | 808,568.02 | 158,949.02 |
| | .75 | 1,793,763.54 | 1,275,282.31 |
| | | -25,916,986.58 | 411,043,535.50 |
| | .76 | 30,406,214.00 | 83,069,963.56 |
| “ ” | | -56,323,200.58 | 327,973,571.94 |
| | | | |
| 1. “ ” | | -56,323,200.58 | 327,973,571.94 |
| 2. | | | |
| | | | |
| 1. - | | 23,597,485.84 | 377,277,343.39 |
| 2. - | | -79,920,686.42 | -49,303,771.45 |
| | | 19,943,209.83 | 89,099,762.94 |
| | | 20,971,749.00 | 89,648,196.11 |
| 1 | | 24,185,480.00 | 90,377,591.36 |
| 1 | | | |
| 2 | | | |
| 3 | | 24,185,480.00 | 90,377,591.36 |
| 4 | | | |
| 2 | | -3,213,731.00 | -729,395.25 |
| 1 | | | |

| | | | |
|---|-------|-----------------------|-----------------------|
| | | | |
| 2 | | | |
| 3 | | | |
| 4 | | | |
| 5 | | | |
| 6 | | -3,213,731.00 | -729,395.25 |
| 7 | | | |
| | | -1,028,539.17 | -548,433.17 |
| | .77 | -36,379,990.75 | 417,073,334.88 |
| | | 44,569,234.84 | 466,925,539.50 |
| | | -80,949,225.59 | -49,852,204.62 |
| | | | |
| | (/) | 0.062 | 1.059 |
| | (/) | 0.062 | 1.058 |

0.00

0.00

2024 1 12

| | | 2024 | 2023 |
|--|----|-------------------------|-----------------------|
| | .4 | 1,485,930,582.26 | 743,759,481.11 |
| | .4 | 1,008,567,993.41 | 539,669,907.93 |
| | | 4,478,848.06 | 6,766,167.57 |
| | | 357,342.06 | 556,641.68 |
| | | 96,423,676.95 | 92,653,917.74 |
| | | 105,538,340.97 | 91,915,654.50 |
| | | 82,518,057.43 | 85,432,480.61 |
| | | 73,946,534.41 | 74,490,921.72 |
| | | 665,982.26 | 1,609,876.41 |
| | | 5,029,688.65 | 25,358,492.63 |
| | .5 | 134,233,551.52 | 163,052,936.57 |
| | | 23,839,408.30 | 16,354,151.33 |
| | | | |
| | - | | |
| | | 32,841,104.13 | 108,229,459.15 |
| | - | -43,561,010.46 | -25,170,736.32 |

| | | | |
|-------|--|-----------------------|-----------------------|
| - | | -11,200,577.64 | -11,659,797.58 |
| | | -20,850.00 | -60,818.20 |
| | | 305,368,229.58 | 186,514,247.33 |
| | | 304,141.83 | 16,461.31 |
| | | 531,011.37 | 415,703.97 |
| | | 305,141,360.04 | 186,115,004.67 |
| | | 13,758,106.86 | 15,451,431.80 |
| | | 291,383,253.18 | 170,663,572.87 |
| | | | 170,663,572.87 |
| | | | |
| | | -1,038,445.00 | 55,798,266.36 |
| | | -1,038,445.00 | 55,798,266.36 |
| 1. | | | |
| 2. | | | |
| 3. | | -1,038,445.00 | 55,798,266.36 |
| 4. | | | |
| | | | |
| 1. | | | |
| 2. | | | |
| 3. | | | |
| 4. | | | |
| 5. | | | |
| 6. | | | |
| 7. | | | |
| | | 290,344,808.18 | 226,461,839.23 |
| | | | |
| (/) | | | |
| (/) | | | |

2024 1 12

| | | | |
|--|--|-------------|-------------|
| | | 2024 | 2023 |
|--|--|-------------|-------------|

| | | | |
|--|-------|-------------------------|-------------------------|
| | | 3,496,889,136.69 | 3,217,817,062.71 |
| | | | |
| | | | |
| | | | |
| | | | |
| | | | |
| | | | |
| | | | |
| | | | |
| | | 6,945,583.62 | 36,941,008.91 |
| | .78 1 | 338,186,488.09 | 296,355,383.29 |
| | | 3,842,021,208.40 | 3,551,113,454.91 |
| | | 2,999,635,646.00 | 3,113,421,291.96 |
| | | | |
| | | | |
| | | | |
| | | | |
| | | | |
| | | | |
| | | | |
| | | 484,197,647.53 | 407,914,806.40 |
| | .78 1 | 171,374,652.47 | 242,333,493.51 |
| | | 649,903,133.56 | 598,684,160.52 |
| | | 4,305,111,079.56 | 4,362,353,752.39 |
| | | -463,089,871.16 | -811,240,297.48 |
| | | | |
| | | 28,437,620.89 | 281,552,059.47 |
| | | | |
| | | 60,521,311.92 | 10,946,943.28 |
| | | | - |
| | | | |
| | | 88,958,932.81 | 292,499,002.75 |
| | | 801,278,690.04 | 648,638,534.22 |
| | | 33,082,256.74 | 77,130,000.00 |
| | | | |
| | | | |
| | | 219,465.02 | 44,253,656.61 |
| | | 834,580,411.80 | 770,022,190.83 |
| | | -745,621,478.99 | -477,523,188.08 |
| | | | |

| | | | |
|--|-------|-------------------------|-------------------------|
| | | 9,436,832.00 | 39,300,789.86 |
| | | 5,300,000.00 | |
| | | 4,786,074,645.89 | 4,347,592,308.23 |
| | .78 3 | 0.00 | |
| | | 4,795,511,477.89 | 4,386,893,098.09 |
| | | 3,358,217,037.32 | 3,045,399,409.48 |
| | | 259,191,519.06 | 197,754,894.81 |
| | | | |
| | .78 3 | 53,578,329.93 | 58,409,256.58 |
| | | 3,670,986,886.31 | 3,301,563,560.87 |
| | | 1,124,524,591.58 | 1,085,329,537.22 |
| | | -4,242,270.17 | -1,277,828.42 |
| | | -88,429,028.74 | -204,711,776.76 |
| | | 702,878,342.50 | 907,590,119.26 |
| | | 614,449,313.76 | 702,878,342.50 |

2024 1 12

| | | 2024 | 2023 |
|--|--|-------------------------|-------------------------|
| | | 1,030,460,043.76 | 1,141,787,970.33 |
| | | 243,510.63 | 8,906,028.16 |
| | | 838,016,248.61 | 623,729,787.68 |
| | | 1,868,719,803.00 | 1,774,423,786.17 |
| | | 599,743,072.89 | 738,052,533.99 |
| | | 18,783,398.26 | 19,073,535.55 |
| | | 35,367,022.04 | 42,137,660.21 |
| | | 1,088,269,483.19 | 811,756,414.77 |
| | | 1,742,162,976.38 | 1,611,020,144.52 |
| | | 126,556,826.62 | 163,403,641.65 |
| | | | |
| | | 28,437,620.89 | 281,562,059.47 |
| | | 100,000,000.00 | |
| | | 19,600.00 | |
| | | 2,303,384.27 | |

| | | | |
|--|--|-------------------------|-------------------------|
| | | 0.00 | |
| | | 130,760,605.16 | 281,562,059.47 |
| | | 151,435,914.18 | 56,555,210.21 |
| | | 201,258,119.21 | 28,230,000.00 |
| | | 0.00 | |
| | | 0.00 | |
| | | 352,694,033.39 | 84,785,210.21 |
| | | -221,933,428.23 | 196,776,849.26 |
| | | | |
| | | 4,136,832.00 | 39,300,789.86 |
| | | 1,672,565,322.96 | 1,856,748,060.79 |
| | | 0.00 | |
| | | 1,676,702,154.96 | 1,896,048,850.65 |
| | | 1,503,282,456.22 | 2,028,814,047.43 |
| | | 147,644,595.97 | 116,650,514.80 |
| | | 46,308,720.63 | 40,773,745.23 |
| | | 1,697,235,772.82 | 2,186,238,307.46 |
| | | -20,533,617.86 | -290,189,456.81 |
| | | 0.00 | |
| | | -115,910,219.47 | 69,991,034.10 |
| | | 250,441,635.86 | 180,450,601.76 |
| | | 134,531,416.39 | 250,441,635.86 |

| 2024 | | | | | | | | | | | | | |
|------|----------------|--|--|------------------|----------------|----------------|--|---------------|--|------------------|------------------|----------------|------------------|
| | () | | | | | | | | | | | | |
| | | | | | | | | | | | | | |
| | 386,717,770.00 | | | 3,075,862,981.51 | 109,396,015.97 | 123,029,704.48 | | 98,594,392.78 | | 1,315,539,728.00 | 4,890,348,560.80 | 176,078,822.67 | 5,066,427,383.47 |
| | | | | | | | | | | | | | |
| | 386,717,770.00 | | | 3,075,862,981.51 | 109,396,015.97 | 123,029,704.48 | | 98,594,392.78 | | 1,315,539,728.00 | 4,890,348,560.80 | 176,078,822.67 | 5,066,427,383.47 |
| | -469,200.00 | | | -12,358,559.43 | 17,019,241.47 | 20,971,749.00 | | 34,081,771.37 | | -84,573,483.54 | -59,366,964.07 | -80,123,877.13 | -139,490,841.20 |
| | | | | | | 20,971,749.00 | | | | 23,597,485.84 | 44,569,234.84 | -80,949,225.59 | -36,379,990.75 |
| | -469,200.00 | | | -12,358,559.43 | 17,150,830.83 | | | | | | -29,978,590.26 | 825,348.46 | -29,153,241.80 |
| 1 | -469,200.00 | | | -8,352,018.89 | -12,850,360.17 | | | | | | 4,029,141.28 | 900,000.00 | 4,929,141.28 |
| 2 | | | | | | | | | | | | | |
| 3 | | | | -4,006,540.54 | | | | | | | -4,006,540.54 | -74,651.54 | -4,081,192.08 |
| 4 | | | | | 30,001,191.00 | | | | | | -30,001,191.00 | | -30,001,191.00 |
| | | | | | -131,589.36 | | | 34,081,771.37 | | -108,170,969.38 | -73,957,608.65 | | -73,957,608.65 |
| 1 | | | | | | | | 34,081,771.37 | | -34,081,771.37 | | | |
| 2 | | | | | | | | | | | | | |
| 3 | | | | | -131,589.36 | | | | | -74,089,198.01 | -73,957,608.65 | | -73,957,608.65 |
| 4 | | | | | | | | | | | | | |
| 1 | | | | | | | | | | | | | |

| | | | | | | | | | | | | | | |
|---|----------------|--|--|--|------------------|----------------|----------------|--|----------------|--|------------------|------------------|---------------|------------------|
| 2 | | | | | | | | | | | | | | |
| 3 | | | | | | | | | | | | | | |
| 4 | | | | | | | | | | | | | | |
| 5 | | | | | | | | | | | | | | |
| 6 | | | | | | | | | | | | | | |
| 1 | | | | | | | | | | | | | | |
| 2 | | | | | | | | | | | | | | |
| | 386,248,570.00 | | | | 3,063,504,422.08 | 126,415,257.44 | 144,001,453.48 | | 132,676,164.15 | | 1,230,966,244.46 | 4,830,981,596.73 | 95,954,945.54 | 4,926,936,542.27 |

| 2023 | | | | | | | | | | | | | | | |
|------|----------------|---|---|---|------------------|---------------|---------------|---|---------------|---|----------------|---|------------------|----------------|------------------|
| | (| | | | | | | | | | | | |) | |
| | 321,079,574.00 | - | - | - | 3,101,484,963.10 | 75,031,297.60 | 82,815,968.91 | - | 81,528,035.49 | - | 948,252,062.03 | - | 4,460,129,305.93 | 249,126,995.77 | 4,709,256,301.70 |
| | - | - | - | - | - | - | - | - | - | - | - | - | - | - | - |
| | - | - | - | - | - | - | - | - | - | - | - | - | - | - | - |
| | - | - | - | - | - | - | - | - | - | - | - | - | - | - | - |
| | 321,079,574.00 | - | - | - | 3,101,484,963.10 | 75,031,297.60 | 82,815,968.91 | - | 81,528,035.49 | - | 948,252,062.03 | - | 4,460,129,305.93 | 249,126,995.77 | 4,709,256,301.70 |
| | 65,638,196.00 | - | - | - | -25,621,981.59 | 34,364,718.37 | 40,213,735.57 | - | 17,066,357.29 | - | 367,287,665.97 | - | 430,219,254.87 | -73,048,173.10 | 357,171,081.77 |
| | - | - | - | - | - | - | 89,648,196.11 | - | - | - | 377,277,343.39 | - | 466,925,539.50 | -49,852,204.62 | 417,073,334.88 |
| | 1,537,481.00 | - | - | - | 29,144,788.34 | 34,364,718.37 | - | - | - | - | - | - | -3,682,449.03 | -618,092.44 | -4,300,541.47 |
| 1 | 1,537,481.00 | - | - | - | 37,763,308.86 | 5,167,800.00 | - | - | - | - | - | - | 34,132,989.86 | - | 34,132,989.86 |
| 2 | - | - | - | - | - | - | - | - | - | - | - | - | - | - | - |

| | | | | | | | | | | | | | | |
|---|---|---|---|---|---------------|---|---|---|---|---|---|---------------|-------------|---------------|
| 3 | - | - | - | - | -8,618,520.52 | - | - | - | - | - | - | -8,618,520.52 | -618,092.44 | -9,236,612.96 |
| 4 | - | - | | | | | | | | | | | | |

2024 1 12

| | 2024 | | | | | | | | | | |
|---|----------------|---|---|---|------------------|----------------|---------------|---|---------------|-----------------|------------------|
| | () | | | | | | | | | | |
| | | | | | | | | | | | |
| | 386,717,770.00 | | | | 2,646,533,201.16 | 109,396,015.97 | 91,564,371.92 | - | 98,594,392.78 | 747,323,357.63 | 3,861,337,077.52 |
| | | | | | | | | | | | |
| | | | | | | | | | | | |
| | 386,717,770.00 | - | - | - | 2,646,533,201.16 | 109,396,015.97 | 91,564,371.92 | - | 98,594,392.78 | 747,323,357.63 | 3,861,337,077.52 |
| | -469,200.00 | - | - | - | -12,358,559.43 | 17,019,241.47 | -1,038,445.00 | - | 34,081,771.37 | 183,212,283.80 | 186,408,609.27 |
| | - | - | - | - | - | - | -1,038,445.00 | - | - | 291,383,253.18 | 290,344,808.18 |
| | -469,200.00 | - | - | - | -12,358,559.43 | 17,150,830.83 | - | - | - | - | -29,978,590.26 |
| 1 | -469,200.00 | - | - | - | -8,352,018.89 | -12,850,360.17 | - | - | - | - | 4,029,141.28 |
| 2 | - | - | - | - | - | - | - | - | - | - | - |
| 3 | - | - | - | - | -4,006,540.54 | - | - | - | - | - | -4,006,540.54 |
| 4 | - | - | - | - | - | 30,001,191.00 | - | - | - | - | -30,001,191.00 |
| | - | - | - | - | - | -131,589.36 | - | - | 34,081,771.37 | -108,170,969.38 | -73,957,608.65 |
| 1 | - | - | - | - | - | - | - | - | 34,081,771.37 | -34,081,771.37 | - |
| 2 | - | - | - | - | - | -131,589.36 | - | - | - | -74,089,198.01 | -73,957,608.65 |
| 3 | - | - | - | - | - | - | - | - | - | - | - |
| | - | - | - | - | - | - | - | - | - | - | - |
| 1 | - | - | - | - | - | - | - | - | - | - | - |
| 2 | - | - | - | - | - | - | - | - | - | - | - |
| 3 | - | - | - | - | - | - | - | - | - | - | - |
| 4 | - | - | - | - | - | - | - | - | - | - | - |
| 5 | - | - | - | - | - | - | - | - | - | - | - |
| 6 | - | - | - | - | - | - | - | - | - | - | - |
| | - | - | - | - | - | - | - | - | - | - | - |
| 1 | - | - | - | - | - | - | - | - | - | - | - |

| | | | | | | | | | | | |
|---|----------------|---|---|---|------------------|----------------|---------------|---|----------------|----------------|------------------|
| 2 | - | - | - | - | - | - | - | - | - | - | - |
| | - | - | - | - | - | - | - | - | - | - | - |
| | 386,248,570.00 | - | - | - | 2,634,174,641.73 | 126,415,257.44 | 90,525,926.92 | - | 132,676,164.15 | 930,535,641.43 | 4,047,745,686.79 |

| | 2023 | | | | | | | | | | |
|---|----------------|--|--|--|------------------|----------------|----------------|--|---------------|----------------|------------------|
| | () | | | | | | | | | | |
| | 321,079,574.00 | | | | 2,672,155,182.75 | 75,031,297.60 | 85,200,566.10 | | 81,528,035.49 | 586,649,462.18 | 3,671,581,522.92 |
| | | | | | | | | | - | - | - |
| | | | | | | | | | - | - | - |
| | | | | | | | | | - | - | - |
| | 321,079,574.00 | | | | 2,672,155,182.75 | 75,031,297.60 | 85,200,566.10 | | 81,528,035.49 | 586,649,462.18 | 3,671,581,522.92 |
| | 65,638,196.00 | | | | -25,621,981.59 | 34,364,718.37 | 6,363,805.82 | | 17,066,357.29 | 160,673,895.45 | 189,755,554.60 |
| | | | | | | | 55,798,266.36 | | - | 170,663,572.87 | 226,461,839.23 |
| | 1,537,481.00 | | | | 29,144,788.34 | 34,364,718.37 | | | - | - | -3,682,449.03 |
| 1 | 1,537,481.00 | | | | 37,763,308.86 | 5,167,800.00 | | | | | 34,132,989.86 |
| 2 | | | | | | | | | - | - | - |
| 3 | | | | | -8,618,520.52 | | | | - | - | -8,618,520.52 |
| 4 | | | | | | 29,196,918.37 | | | - | - | -29,196,918.37 |
| | | | | | | | | | 17,066,357.29 | -59,424,137.96 | -42,357,780.67 |
| 1 | | | | | | | | | 17,066,357.29 | -17,066,357.29 | - |
| 2 | | | | | | | | | - | -42,357,780.67 | -42,357,780.67 |
| 3 | | | | | | | | | - | - | - |
| | 64,100,715.00 | | | | -64,100,715.00 | | -49,434,460.54 | | - | 49,434,460.54 | 0.00 |
| 1 | 64,100,715.00 | | | | -64,100,715.00 | | | | - | - | - |
| 2 | | | | | | | | | - | - | - |
| 3 | | | | | | | | | - | - | - |
| 4 | | | | | | | | | - | - | - |
| 5 | | | | | | | -49,434,460.54 | | | 49,434,460.54 | 0.00 |
| 6 | | | | | | | | | - | - | - |
| | | | | | | | | | - | - | - |
| 1 | | | | | | | | | - | - | - |
| 2 | | | | | | | | | - | - | - |
| | | | | | 9,333,945.07 | | | | - | - | 9,333,945.07 |
| | 386,717,770.00 | | | | 2,646,533,201.16 | 109,396,015.97 | 91,564,371.92 | | 98,594,392.78 | 747,323,357.63 | 3,861,337,077.52 |

(A

1 2024 12 31 386,248,570
170

170 2

2025 4 27

12

1 1 12 31

12

| | |
|--|-------|
| | |
| | 10% |
| | 1,000 |
| | 200 |
| | 1000 |
| | 10% |
| | 5% |

6.1

6.2

6.3

22

7.1

7.2

7.3

1

2 1

7.4

1

2

3

1

2

3

4

()

7.5

7.6

7.6.1

)

7.6.2

7.6.3

7.6.4

1

2

3

4

8.1

8.2

1

2

3

4

5

()

8

()

8

10.1

10.2

11.1

1

2

3

11.2

1

2

3

1

1

2

2

1

2

3

1

2

11.3

1

2

3

1

2

1

1

2

11.4

1

2

3

11.5

11.6

1

2

1

2

3

1

2

11.7

1

1

2

3

2

12

12

1

2

3

4

5

3

12

30

4

1
2
3 1 2
4
1 2 3
4
6

1
2
3
1 2 3

7
14

11.7 2

11.8

1 24
2
3

4

1

2

3

1

2

1

11.9

11.10

11

11

11

11

11

11

16.1

16.2

16.3

16.4

11

11

11

8

19.3.3

22

19.3.4

19.3.5

19.3.6

1)

2)

| | | |
|--|-------|--|
| | | |
| | 20/50 | |
| | 3-5 | |
| | 5-8 | |
| | 5-10 | |
| | 5-8 | |

1

2

3

4

5

| | | |
|--|--|---|
| | | |
| | | 3 |

1
2

1
2
3
4

1

2

1

2

1

2

3

32.1

32.2

32.3

32.4

34.1

- 1
- 2
- 3

- 1
- 2
- 3
- 4

- 5
- 6

34.2

34.2.1

34.2.2

35.1

36.1

36.2

36.3

36.4

36.5

36.6

)

(

()

38.2

38.2.1

38.2.4

38.2.5

38.2.2

1

2

1 0 àAÑGy' -(

2

38.2.3

3

1

2

3

4

5

1

2

3

4

5

1

2

3

1

2

3

4

5

38.3

38.3.1

38.3.2

38.4

38.5

11.

11.

| | | |
|-----------------------|----|------|
| | | |
| 2023 10 25 2023 21 | 17 | 0.00 |
| 2024 1 1 | | |
| 2024 12 6 2024 24 | 18 | 0.00 |

| | | |
|--|----------|----------------------------------|
| | | |
| | | 15% 25% 16.50% 20% 15.50% 30% |
| | | 13% 9% 6% 3% |
| | | 1% 5% 7% |
| | 1.2% 80% | |
| | 12% | |
| | | 15% 25% 16.50% 20% 15.50% 30% |
| | | 13% 9% 6% 3% |
| | | 1% 5% 7% |

| | |
|-----------------------------------|-------|
| | % |
| | 15% |
| | 15% |
| | 16.5% |
| | 15% |
| | 15% |
| B L | 16.5% |
| | 15% |
| NF I . | 15.5% |
| B L | 20% |
| | 15% |
| | 15% |
| | 15% |
| L ON EMICOND C O (AI AN) CO; L D | 20% |
| | 30% |
| | 25% |

15%

2022 12 14

G 202231009520

2024

15%

2024 12 26

G 202431006562

2024

15%

2022 12 24

G 202233002829

2024

15%

2022 12 24

G 202233000572

2024

15%

2024 12 4

G 202431002011

2024

15%

2022 12 19

G 202244004111

2024

15%

2024 11 19

G 202432003178

2024

15%

2022 12 14

G 202231007871

2024

15%

(

2022

13

)

(

2023

6

)

2023

1

1

2024

12

31

100

25%

20%

100

300

25%

20%

20%

2000 25

2011 4

3%

2023 43

2024

2023 267

2023 1 1

2027 12 31

5%

0% 005E

f F P 1

| | | | |
|--|--------------|--|--|
| | 3,082,256.74 | | |
| | | | |
| | 3,082,256.74 | | |
| | | | |
| | | | |
| | | | |
| | | | |
| | 3,082,256.74 | | |

| | | |
|--|---------------|--------------|
| | | |
| | 24,886,963.90 | |
| | 10,535,678.83 | 6,322,154.36 |
| | 35,422,642.73 | 6,322,154.36 |

| | | |
|--|--|---------------|
| | | |
| | | 21,359,855.80 |
| | | 4,285,044.09 |
| | | 25,644,899.89 |

| | | |
|-----|-------------------------|-------------------------|
| | | |
| 1 | | |
| 1 | | |
| | 1,805,484,786.68 | 1,757,611,043.71 |
| 1 | 1,805,484,786.68 | 1,757,611,043.71 |
| 1 2 | 806,796,302.52 | 621,539,075.53 |
| 2 3 | 420,773,738.31 | 128,939,392.91 |
| 3 | | |
| 3 4 | 87,957,367.95 | 101,726,086.79 |
| 4 5 | 71,654,425.39 | 44,077,540.66 |
| 5 | 91,207,510.48 | 163,581,112.32 |
| | 3,283,874,131.33 | 2,817,474,251.92 |

| | | (%) | | (%) | | | (%) | | (%) | |
|---|------------------|-------|----------------|-------|------------------|------------------|-------|----------------|-------|------------------|
| | 52,510,353.82 | 1.60 | 33,960,252.14 | 64.67 | 18,550,101.68 | 92,768,888.83 | 3.29 | 76,630,635.31 | 82.60 | 16,138,253.52 |
| | 3,231,363,777.51 | 98.40 | 415,673,427.78 | 12.86 | 2,815,690,349.73 | 2,724,705,363.09 | 96.71 | 322,149,091.65 | 11.82 | 2,402,556,271.44 |
| 2 | 3,004,851,180.01 | 91.50 | 347,883,834.01 | 11.58 | 2,656,967,346.00 | 2,421,765,452.40 | 85.96 | 256,796,739.80 | 10.60 | 2,164,968,712.60 |
| 3 | 226,512,597.50 | 6.90 | 67,789,593.77 | 29.93 | 158,723,003.73 | 302,939,910.69 | 10.75 | 65,352,351.85 | 21.57 | 237,587,558.84 |
| | 3,283,874,131.33 | 100 | 449,633,679.92 | 13.69 | 2,834,240,451.41 | 2,817,474,251.92 | 100 | 398,779,726.96 | 14.15 | 2,418,694,524.96 |

| | | | % | |
|--|----------------------|----------------------|--------------|---|
| | 37,100,203.37 | 18,550,101.69 | 50.00 | |
| | 10,899,076.48 | 10,899,076.48 | 100.00 | |
| | 1,546,000.00 | 1,546,000.00 | 100.00 | |
| | 1,217,235.00 | 1,217,235.00 | 100.00 | |
| | 1,747,838.97 | 1,747,838.97 | 100.00 | |
| | 52,510,353.82 | 33,960,252.14 | 64.67 | / |

2 3

| | 3,004,851,180.01 | 347,883,834.01 | 11.58 |
|--|------------------|----------------|-------|
| | 226,512,597.50 | 67,789,593.77 | 29.93 |
| | 3,231,363,777.51 | 415,673,427.78 | 12.86 |

| | | | | | |
|--|----------------|----------------|---------------|---------------|----------------|
| | | | | | |
| | 322,149,091.65 | 96,120,231.61 | | 2,595,895.48 | 415,673,427.78 |
| | 76,630,635.31 | 26,142,610.10 | 10,882,443.68 | 57,930,549.59 | 33,960,252.14 |
| | 398,779,726.96 | 122,262,841.71 | 10,882,443.68 | 60,526,445.07 | 449,633,679.92 |

| | | | | |
|--|--|---------------|--|--|
| | | | | |
| | | 10,537,509.49 | | |
| | | 10,537,509.49 | | |

| | |
|--|---------------|
| | |
| | 60,526,445.07 |

| | | | | |
|--|--|---------------|--|--|
| | | | | |
| | | 10,328,000.00 | | |
| | | 6,127,081.36 | | |
| | | 3,320,777.00 | | |
| | | 2,974,734.00 | | |
| | | 2,401,401.71 | | |
| | | 2,334,673.03 | | |
| | | 2,197,471.07 | | |

| | | | | | |
|--|--|---------------|--|--|--|
| | | 29,684,138.17 | | | |
|--|--|---------------|--|--|--|

| | | | | | |
|---|------------------|--------------|------------------|-------|---------------|
| | | | | | |
| | | | | % | |
| 1 | 423,586,181.95 | 9,626,423.75 | 433,212,605.70 | 12.79 | 22,527,055.50 |
| 2 | 268,195,214.32 | | 268,195,214.32 | 7.92 | 12,560,874.07 |
| 3 | 232,470,409.54 | | 232,470,409.54 | 6.86 | 12,038,124.89 |
| 4 | 196,449,997.12 | 174,414.60 | 196,624,411.72 | 5.80 | 28,690,325.22 |
| 5 | 158,295,146.81 | | 158,295,146.81 | 4.67 | 8,923,026.14 |
| | 1,278,996,949.74 | 9,800,838.35 | 1,288,797,788.09 | 38.04 | 84,739,405.82 |

5% 5%

6.

| | | | | | | |
|--|----------------|---------------|---------------|----------------|---------------|----------------|
| | | | | | | |
| | | | | | | |
| | 104,123,228.74 | 11,030,580.14 | 93,092,648.60 | 130,035,273.61 | 13,480,751.09 | 116,554,522.52 |
| | 104,123,228.74 | 11,030,580.14 | 93,092,648.60 | 130,035,273.61 | 13,480,751.09 | 116,554,522.52 |

| | | | | | | 748,175.97 | 0.58 | 748,175.97 | 100 | 0.00 |
|--|----------------|-------|---------------|-------|---------------|----------------|--------|---------------|-------|----------------|
| | | | | | | | | | | |
| | | | | | | | | | | |
| | | | | | | | | | | |
| | 104,123,228.74 | 100 | 11,030,580.14 | 10.59 | 93,092,648.60 | 129,287,097.64 | 99.42 | 12,732,575.12 | 9.85 | 116,554,522.52 |
| | | | | | | | | | | |
| | 96,776,701.77 | 92.94 | 10,522,163.67 | 10.87 | 86,254,538.10 | 125,599,070.80 | 96.58 | 12,357,468.35 | 9.84 | 113,241,602.45 |
| | 7,346,526.97 | 7.06 | 508,416.47 | 6.92 | 6,838,110.50 | 3,688,026.84 | 2.84 | 375,106.77 | 10.17 | 3,312,920.07 |
| | 104,123,228.74 | 100 | 11,030,580.14 | 10.59 | 93,092,648.60 | 130,035,273.61 | 100.00 | 13,480,751.09 | 10.37 | 116,554,522.52 |

2

| | | | | % |
|---|---|---------------|---------------|-------|
| 1 | | 19,032,775.80 | 948,515.15 | 4.98 |
| 1 | 2 | 77,743,925.97 | 9,573,648.52 | 12.31 |
| 2 | 3 | | | |
| 3 | 4 | | | |
| 4 | 5 | | | |
| 5 | | | | |
| | | 96,776,701.77 | 10,522,163.67 | 10.87 |

3

| | | | | % |
|---|---|--------------|------------|-------|
| 1 | | 4,311,086.86 | 33,517.00 | 0.78 |
| 1 | 2 | 2,722,271.11 | 402,181.63 | 14.77 |
| 2 | 3 | 313,169.00 | 72,717.84 | 23.22 |
| 3 | 4 | | | |
| 4 | 5 | | | |

| | | | |
|---|--------------|------------|------|
| 5 | | | |
| | 7,346,526.97 | 508,416.47 | 6.92 |

11

/

| | | | |
|---------------|--------------|---------------|-----|
| 12,732,575.12 | 1,701,994.98 | 11,030,580.14 | |
| 748,175.97 | 748,175.97 | 0.00 | |
| 13,480,751.09 | 2,450,170.95 | 11,030,580.14 | / 5 |

B 30

| | | |
|--|---------------|---------------|
| | 12,550,615.33 | 48,630,919.41 |
| | 12,550,615.33 | 48,630,919.41 |

| | | |
|--|---------------|--|
| | | |
| | 66,171,625.57 | |
| | 66,171,625.57 | |

| | | (%) | | (%) |
|-----|----------------|--------|----------------|--------|
| 1 | 260,438,580.48 | 77.59 | 378,109,551.47 | 58.87 |
| 1 2 | 30,655,661.90 | 9.13 | 196,770,097.75 | 30.64 |
| 2 3 | 19,397,189.02 | 5.78 | 43,944,641.16 | 6.84 |
| 3 | 25,175,567.08 | 7.50 | 23,450,145.56 | 3.65 |
| | 335,666,998.48 | 100.00 | 642,274,435.94 | 100.00 |

1

| | | (%) |
|---|---------------|-------|
| 1 | 9,468,555.28 | 2.82 |
| 2 | 7,246,988.64 | 2.16 |
| 3 | 7,074,086.35 | 2.11 |
| 4 | 6,767,203.64 | 2.02 |
| 5 | 5,975,594.57 | 1.78 |
| | 36,532,428.48 | 10.89 |

2024 12 31
2024 12 31

5% 5%

| | | |
|--|----------------|----------------|
| | | |
| | | |
| | | |
| | 219,132,718.28 | 105,295,727.78 |
| | 219,132,718.28 | 105,295,727.78 |

| | | |
|-----|----------------|----------------|
| | | |
| 1 | | |
| 1 | | |
| | 91,058,824.52 | 61,780,325.70 |
| 1 | 91,058,824.52 | 61,780,325.70 |
| 1 2 | 89,991,585.35 | 18,171,420.83 |
| 2 3 | 76,372,614.58 | 13,103,407.49 |
| 3 | | |
| 3 4 | 42,525,060.47 | 4,902,769.76 |
| 4 5 | 2,648,497.90 | 10,176,699.02 |
| 5 | 12,491,943.92 | 6,522,186.49 |
| | 315,088,526.74 | 114,656,809.29 |

| | | |
|--|----------------|----------------|
| | | |
| | 19,656,318.18 | 6,502,449.82 |
| | 57,496,887.13 | 47,983,424.77 |
| | 21,354,528.36 | 19,739,037.42 |
| | 216,580,793.07 | 40,431,897.28 |
| | 315,088,526.74 | 114,656,809.29 |

| | | | | |
|--|---------------|--|---------------|---------------|
| | | | | |
| | | | | |
| | 6,154,831.64 | | 3,206,249.87 | 9,361,081.51 |
| | | | | |
| | | | | |
| | | | | |
| | 11,325,637.92 | | 75,482,181.47 | 86,807,819.39 |
| | | | | |
| | 6,126.44 | | 206,966.00 | 213,092.44 |
| | | | | |
| | 17,474,343.12 | | 78,481,465.34 | 95,955,808.46 |

11

| | | | | | | |
|--|--------------|---------------|--|------------|--|---------------|
| | | | | | | |
| | | | | | | |
| | 9,361,081.51 | 86,807,819.39 | | 213,092.44 | | 95,955,808.46 |
| | 9,361,081.51 | 86,807,819.39 | | 213,092.44 | | 95,955,808.46 |

| | | | | | |
|--|----------------|-------|---|-----|---------------|
| | | (%) | | | |
| | 108,269,498.91 | 34.36 | | 4 | 54,134,749.46 |
| | 45,531,922.40 | 14.45 | | 3 | 22,765,961.20 |
| | 14,720,000.00 | 4.67 | | 1 | 613,627.22 |
| | 14,492,500.00 | 4.60 | | 2-3 | 1,737,926.26 |
| | 11,244,981.42 | 3.57 | | 1-3 | 1,127,854.87 |
| | 194,258,902.73 | 61.65 | / | / | 80,380,119.01 |

| | | | | | | |
|--|----------------|---------------|----------------|------------------|---------------|------------------|
| | | / | | | / | |
| | 983,805,950.02 | 215,036.60 | 983,590,913.42 | 1,105,882,377.63 | 2,975,301.45 | 1,102,907,076.18 |
| | 799,473,516.68 | 739,047.39 | 798,734,469.29 | 463,493,438.86 | - | 463,493,438.86 |
| | 279,458,876.35 | 1,169,720.43 | 278,289,155.92 | 192,642,243.25 | 1,771,750.34 | 190,870,492.91 |
| | - | - | - | - | - | - |
| | - | - | - | - | - | - |
| | - | - | - | - | - | - |
| | 950,783,579.60 | 30,229,048.84 | 920,554,530.76 | 758,203,614.76 | 17,552,445.40 | 740,651,169.36 |
| | 5,595,978.56 | - | 5,595,978.56 | 798,873.19 | - | 798,873.19 |
| | 91,954,557.83 | - | 91,954,557.83 | 126,305,700.93 | - | 126,305,700.93 |

| | | | | | | |
|--|------------------|---------------|------------------|------------------|---------------|------------------|
| | 39,534,816.66 | 197,809.06 | 39,337,007.60 | 25,672,871.14 | 340,912.99 | 25,331,958.15 |
| | 3,150,607,275.70 | 32,550,662.32 | 3,118,056,613.38 | 2,672,999,119.76 | 22,640,410.18 | 2,650,358,709.58 |

| | | | | | |
|--|---------------|---------------|--|---------------|---------------|
| | | | | | |
| | 2,975,301.45 | 45,553.53 | | 2,805,818.38 | 215,036.60 |
| | | 739,047.39 | | | 739,047.39 |
| | 1,771,750.34 | 812,526.62 | | 1,414,556.53 | 1,169,720.43 |
| | | | | | |
| | | | | | |
| | 17,552,445.40 | 28,645,436.30 | | 15,968,832.86 | 30,229,048.84 |
| | | | | | |
| | 340,912.99 | 28,001.00 | | 171,104.93 | 197,809.06 |
| | 22,640,410.18 | 30,270,564.84 | | 20,360,312.70 | 32,550,662.32 |

11

| | | |
|--|--|--|
| | | |
|--|--|--|

| | | |
|--|----------------|----------------|
| | | |
| | | |
| | 318,371,628.79 | 258,477,297.60 |
| | 135,000,329.39 | 113,175,202.53 |
| | 6,516,988.24 | 10,126,185.97 |
| | 2,795,286.72 | 7,421,623.00 |
| | 3,360,000.12 | 3,616,554.74 |
| | | |
| | 466,044,233.26 | 392,816,863.84 |

11

| | | | | | | | | | |
|--|--|--|--|--|--|--|--|--|--|
| | | | | | | | | | |
| | | | | | | | | | |
| | | | | | | | | | |

| | | | | | | | | | | |
|--|----------------|--|--|--------------|--------------|--|----------------|--|---------------|--------------|
| | | | | | | | | | | |
| | 9,591,300.00 | | | 1,198,300.00 | | | 10,789,600.00 | | 789,600.00 | |
| | 4,108,700.00 | | | | 3,054,300.00 | | 1,054,400.00 | | | 3,945,600.00 |
| | 10,000,000.00 | | | | 4,339,400.00 | | 5,660,600.00 | | | 4,339,400.00 |
| | 122,736,900.00 | | | | 31,300.00 | | 122,705,600.00 | | 49,537,417.15 | |
| | 3,821,200.00 | | | 4,388,500.00 | | | 8,209,700.00 | | 4,209,700.00 | |
| | 1,648,500.00 | | | 7,151,500.00 | | | 8,800,000.00 | | 8,400,000.00 | |
| | 141,490,600.00 | | | 275,100.00 | | | 141,765,700.00 | | 41,765,700.00 | |

105,600.00

644,400.00

750,000.00

12,525,000.00

1,419,600.00

13,944,600.00

3,944,600.00

1,500,000.00

4,645,500.00

6,145,500.00

4,645,500.00

1'200'0

6

| | | |
|--|----------------|----------------|
| | | |
| | 245,230,459.70 | 221,253,714.90 |
| | 245,230,459.70 | 221,253,714.90 |

2017

22 -

245,230,459.70

2024 12 31
32,841,104.13

| | | | | |
|--|----------------|--|--|----------------|
| | | | | |
| | 445,093,909.12 | | | 445,093,909.12 |
| | -2,894,904.50 | | | -2,894,904.50 |
| | | | | |
| | | | | |
| | | | | |
| | | | | |
| | | | | |
| | -2,894,904.50 | | | -2,894,904.50 |
| | 442,199,004.62 | | | 442,199,004.62 |

| | | |
|--|----------------|----------------|
| | | |
| | 340,778,080.09 | 618,890,657.59 |
| | | |
| | 340,778,080.09 | 618,890,657.59 |



| | | | | |
|---------------|--|---------------|----------------|----------------|
| | | | 30,669,777.92 | 30,669,777.92 |
| | | | 117,032,431.34 | 117,032,431.34 |
| | | | 50,998,902.82 | 50,998,902.82 |
| 52,341,833.04 | | 52,341,833.04 | 54,490,768.00 | 54,490,768.00 |
| 3,348,957.49 | | 3,348,957.49 | 2,504,361.63 | 2,504,361.63 |
| | | | 156,875,323.03 | 156,875,323.03 |
| | | | 8,836,182.76 | 8,836,182.76 |

| | | | | | | |
|--|----------------|--|----------------|----------------|--|----------------|
| | 5,307,412.25 | | 5,307,412.25 | 3,798,356.55 | | 3,798,356.55 |
| | | | | 19,011,800.65 | | 19,011,800.65 |
| | | | | 1,093,805.31 | | 1,093,805.31 |
| | 147,359.75 | | 147,359.75 | 897,329.23 | | 897,329.23 |
| | 3,099,259.52 | | 3,099,259.52 | 1,837,909.70 | | 1,837,909.70 |
| | 9,248,591.12 | | 9,248,591.12 | 11,658,387.50 | | 11,658,387.50 |
| | 309,633.02 | | 309,633.02 | 309,633.02 | | 309,633.02 |
| | 869,193.52 | | 869,193.52 | | | |
| | 3,598,823.39 | | 3,598,823.39 | | | |
| | 188,073.40 | | 188,073.40 | | | |
| | 106,724.63 | | 106,724.63 | | | |
| | 340,778,080.09 | | 340,778,080.09 | 618,890,657.59 | | 618,890,657.59 |

| | | | | | | | | | | | |
|--|------|----------------|----------------|----------------|--------------|----------------|--------|--------------|---------------|---------------|------|
| | | | | | | | (%) | | | | (%) |
| | 1.90 | 117,032,431.34 | 13,849,210.04 | 130,881,641.38 | | | 68.89 | 2,908,144.00 | 2,908,144.00 | 1.59 | |
| | 1.30 | 50,998,902.82 | 85,171,496.08 | 136,170,398.90 | | | 104.75 | 884,722.22 | 884,722.22 | 0.48 | |
| | 0.90 | 54,490,768.00 | 100,933.06 | | 2,249,868.02 | 52,341,833.04 | 60.66 | | | | |
| | | 8,836,182.76 | 132,014.45 | | 8,968,197.21 | | | | | | |
| | 7.43 | 138,920,978.92 | 348,003,444.11 | 357,338,543.92 | | 129,585,879.11 | 65.53 | - | 23,499,285.27 | 13,284,707.63 | 7.28 |
| | 0.30 | 19,011,800.65 | | 19,011,800.65 | | | 63.37 | | | | |
| | 6.50 | 14,028,464.32 | 118,597,875.53 | | | 132,626,339.85 | 20.40 | | | | |

| | | | | | | | | | | | | |
|--|------|-----------------------|-----------------------|-----------------------|----------------------|-----------------------|-------|---|----------------------|----------------------|---|---|
| | | | | | | | | | | | | |
| | 3.37 | 156,875,323.03 | 94,110,707.89 | 250,986,030.92 | | | 74.48 | | | | | |
| | | 30,669,777.92 | 1,876,329.40 | 32,546,107.32 | | | | | | | | |
| | | | 59,078,065.35 | 59,078,065.35 | | | | | | | | |
| | | 11,658,387.50 | 1,240,203.62 | | 3,650,000.00 | 9,248,591.12 | | | | | | |
| | | 602,523,017.26 | 722,160,279.53 | 986,012,588.44 | 14,868,065.23 | 323,802,643.12 | / | / | 27,292,151.49 | 17,077,573.85 | / | / |

2

| | | |
|-----|---------------|---------------|
| | | |
| | | |
| 3. | 8,856,650.09 | 8,856,650.09 |
| (1) | 8,856,650.09 | 8,856,650.09 |
| | | |
| | | |
| 4. | 15,201,218.04 | 15,201,218.04 |
| | | |
| 1. | | |
| 2. | | |
| (1) | | |
| | | |
| | | |
| 3. | | |
| (1) | | |
| | | |
| | | |
| 4. | | |
| | | |
| 1. | 23,054,494.78 | 23,054,494.78 |
| 2. | 28,459,345.46 | 28,459,345.46 |

| | | | | | | |
|--|----------------|---|---------------|----------------|---------------|----------------|
| | | | | | | |
| | | | | | | |
| | 234,194,932.29 | - | 26,239,522.71 | 110,095,818.00 | 65,331,529.03 | 435,861,802.03 |
| | 36,142,700.00 | - | 472,743.35 | 116,193,394.12 | - | 152,808,837.47 |
| | 36,142,700.00 | - | 472,743.35 | | - | 36,615,443.35 |
| | - | - | - | 116,193,394.12 | - | 116,193,394.12 |
| | - | - | - | | | |
| | | | | | | |
| | | | | | | |
| | 618,372.80 | - | 39,105.89 | - | - | 657,478.69 |
| | 618,372.80 | - | 39,105.89 | - | - | 657,478.69 |

| | | | | | | |
|--|----------------|---|---------------|----------------|---------------|----------------|
| | | | | | | |
| | | | | | | |
| | 269,719,259.49 | - | 26,673,160.17 | 226,289,212.12 | 65,331,529.03 | 588,013,160.81 |
| | | | | | | |
| | 13,793,958.49 | - | 8,959,090.00 | 10,848,161.73 | 35,682,883.62 | 69,284,093.84 |
| | 5,170,455.27 | - | 3,991,203.45 | 11,825,736.82 | 3,863,206.11 | 24,850,601.65 |
| | 5,170,455.27 | - | 3,991,203.45 | 11,825,736.82 | 3,863,206.11 | 24,850,601.65 |
| | | | | | | |
| | | | | | | |
| | 30,918.63 | - | 33,783.37 | - | - | 64,702.00 |
| | 30,918.63 | - | 33,783.37 | - | - | 64,702.00 |
| | | | | | | |
| | | | | | | |
| | 18,933,495.13 | - | 12,916,510.08 | 22,673,898.55 | 39,546,089.73 | 94,069,993.49 |
| | | | | | | |
| | | | | | | |
| | | | | | | |
| | | | | | | |
| | | | | | | |
| | | | | | | |
| | | | | | | |
| | | | | | | |
| | | | | | | |
| | 250,785,764.36 | - | 13,756,650.09 | 203,615,313.57 | 25,785,439.30 | 493,943,167.32 |
| | 220,400,973.80 | - | 17,280,432.71 | 99,247,656.27 | 29,648,645.41 | 366,577,708.19 |

23.52%

| | | | | | | |
|--|----------------|--|--|--|--|----------------|
| | | | | | | |
| | 5,309,344.20 | | | | | 5,309,344.20 |
| | 246,839,569.51 | | | | | 246,839,569.51 |
| | 252,148,913.71 | | | | | 252,148,913.71 |

| | | | | | | |
|--|---------------|---------------|--|--|--|---------------|
| | | | | | | |
| | | | | | | |
| | 10,481,042.42 | 18,265,577.48 | | | | 28,746,619.90 |
| | 10,481,042.42 | 18,265,577.48 | | | | 28,746,619.90 |

| | | | |
|--|--|--|--|
| | | | |
| | | | |
| | | | |

| | | | | | | | |
|----------------|----------------|---------------|---|--------|--------|--|-------|
| | | | | | 2025 | | |
| | | | | | -2029 | | 0.00% |
| 328,265,577.48 | 310,000,000.00 | 18,265,577.48 | 5 | 12.29% | 0.00% | | |
| | | | | 18.77% | 24.02% | | |
| | | | | 12.39% | 12.39% | | |
| | | | | | 2025 | | |
| | | | | | -2028 | | 0.00% |
| 20,463,571.10 | 22,780,000.00 | - | 5 | 7.28% | 0.00% | | |
| | | | | 1.82% | 2.18% | | |
| | | | | 13.48% | 13.48% | | |

| | | | | | |
|--|---------------|---------------|---------------|--|---------------|
| | | | | | |
| | 39,206,621.83 | 44,714,537.21 | 12,958,961.07 | | 70,962,197.97 |
| | 2,595,638.71 | 520,836.34 | 1,194,511.99 | | 1,921,963.06 |
| | 41,802,260.54 | 45,235,373.55 | 14,153,473.06 | | 72,884,161.03 |

| | | | | |
|--|----------------|----------------|----------------|----------------|
| | | | | |
| | | | | |
| | 531,268,053.51 | 84,117,427.72 | 424,228,033.02 | 67,099,075.94 |
| | | | | |
| | | | | |
| | 196,079,203.72 | 29,448,110.09 | 250,828,645.40 | 37,624,296.81 |
| | 19,992,410.23 | 3,286,380.40 | 914,485.21 | 151,739.01 |
| | 87,811,055.35 | 13,171,658.31 | 31,767,621.47 | 4,765,143.22 |
| | | | 2,162,734.15 | 324,410.12 |
| | 6,278,926.04 | 1,569,731.51 | 2,606,346.56 | 651,586.64 |
| | 130,397,272.02 | 19,559,590.80 | 134,196,149.71 | 20,129,422.46 |
| | 971,826,920.87 | 151,152,898.83 | 846,704,015.52 | 130,745,674.20 |

| | | | | |
|--|----------------|---------------|----------------|---------------|
| | | | | |
| | | | | |
| | 18,592,848.13 | 4,100,720.96 | 21,095,407.65 | 4,539,647.32 |
| | | | | |
| | 160,002,211.14 | 29,016,901.67 | 149,151,811.14 | 26,646,681.67 |
| | 156,251,251.58 | 23,437,687.74 | 130,229,254.52 | 19,534,388.18 |
| | 41,153,717.36 | 10,288,429.34 | 44,048,621.86 | 11,012,155.46 |
| | 167,317,819.56 | 25,097,672.93 | 189,330,665.48 | 28,399,599.81 |
| | 19,344,416.55 | 3,174,711.67 | 98,485.84 | 12,235.95 |
| | 3,395,007.76 | 848,751.94 | | |
| | 14,422,804.70 | 2,163,420.71 | | |
| | 580,480,076.78 | 98,128,296.96 | 533,954,246.49 | 90,144,708.39 |

| | | | | |
|--|--------------|----------------|--|--|
| | | | | |
| | 3,174,711.67 | 147,978,187.16 | | |
| | 3,174,711.67 | 94,953,585.29 | | |

| | | | |
|--|--|----------------|----------------|
| | | | |
| | | | |
| | | 742,395,963.16 | 449,111,876.49 |
| | | 742,395,963.16 | 449,111,876.49 |

| | | | |
|------|--|----------------|---|
| | | | |
| 2021 | | | |
| 2022 | | | |
| 2023 | | | |
| 2024 | | 3,957,799.07 | |
| 2025 | | 14,995,770.17 | |
| 2026 | | 14,077,122.34 | |
| 2027 | | 109,457,978.62 | |
| 2028 | | 306,623,206.30 | |
| 2029 | | | |
| | | 449,111,876.50 | / |

| | | | | | |
|--|--|--|--|--|--|
| | | | | | |
| | | | | | |
| | | | | | |
| | | | | | |
| | | | | | |
| | | | | | |
| | | | | | |
| | | | | | |

| | | | | | | |
|--|--|--|--|--|--|--|
| | | | | | | |
| | | | | | | |

| | | | | | | |
|---------------|----|----|---------------|---------------|----------------|----------------|
| 2024 | 12 | 31 | | | 10,000,000.00 | |
| | | | | | | 10,000,000.00 |
| 2024 | 12 | 31 | | | 20,000,000.00 | |
| | | | | | | 20,000,000.00 |
| 2024 | 12 | 31 | 40,000,000.00 | 55,000,000.00 | | |
| | | | | | 400,000,000.00 | |
| 2024 | 12 | 31 | | | 40,000,000.00 | |
| | | | | | | 100,000,000.00 |
| 2024 | 12 | 31 | | | 20,000,000.00 | |
| | | | | | | 30,000,000.00 |
| 2024 | 12 | 31 | | | 15,000,000.00 | |
| | | | | | | 15,000,000.00 |
| 2024 | 12 | 31 | | | 84,978,138.93 | |
| | | | | | | 250,000,000.00 |
| 2024 | 12 | 31 | | | 10,000,000.00 | |
| | | | | | | 310,000,000.00 |
| 2024 | 12 | 31 | | | 5,000,000.00 | |
| | | | | | | 165,000,000.00 |
| 2024 | 12 | 31 | | | 30,000,000.00 | |
| | | | | | | 60,000,000.00 |
| 2024 | 12 | 31 | | | 20,000,000.00 | |
| | | | | | | 50,000,000.00 |
| 2024 | 12 | 31 | | | 45,000,000.00 | |
| | | | | | | 100,000,000.00 |
| 2024 | 12 | 31 | | | 15,000,000.00 | |
| 36,000,000.00 | | | | | | |
| 2024 | 12 | 31 | | | 50,000,000.00 | |
| | | | | | | 50,000,000.00 |

| | | | | |
|----------------|----|----|----------------|----------------|
| 2024 | 12 | 31 | 10,000,000.00 | 10,000,000.00 |
| | | | | |
| 2024 | 12 | 31 | 100,000,000.00 | 100,000,000.00 |
| | | | | |
| 2024 | 12 | 31 | 25,000,000.00 | 25,000,000.00 |
| 25,000,000.00 | | | | |
| 2024 | 12 | 31 | 25,000,000.00 | 25,000,000.00 |
| 25,000,000.00 | | | | |
| 2024 | 12 | 31 | 27,000,000.00 | 30,000,000.00 |
| | | | | |
| 2024 | 12 | 31 | 50,000,000.00 | 150,000,000.00 |
| | | | | |
| 2024 | 12 | 31 | 99,950,000.00 | 250,000,000.00 |
| | | | | |
| 2024 | 12 | 31 | 6,900,000.00 | 20,000,000.00 |
| | | | | |
| 2024 | 12 | 31 | 15,000,000.00 | 15,000,000.00 |
| | | | | |
| 2024 | 12 | 31 | 20,000,000.00 | 330,000,000.00 |
| 330,000,000.00 | | | | |
| 2024 | 12 | 31 | 10,000,000.00 | 10,000,000.00 |
| | | | | |
| 2024 | 12 | 31 | 5,000,000.00 | 30,000,000.00 |
| | | | | |
| 2024 | 12 | 31 | 30,000,000.00 | 60,000,000.00 |
| | | | | |
| 2024 | 12 | 31 | 10,000,000.00 | 10,000,000.00 |
| | | | | |
| 2024 | 12 | 31 | 40,000,000.00 | 40,000,000.00 |

| | | | | |
|---------------|----|----|---------------|---------------|
| 2024 | 12 | 31 | 10,000,000.00 | 10,000,000.00 |
| 2024 | 12 | 31 | 10,000,000.00 | 10,000,000.00 |
| 2024 | 12 | 31 | 10,000,000.00 | 10,000,000.00 |
| 2024 | 12 | 31 | 1,000,000.00 | 1,000,000.00 |
| 2024 | 12 | 31 | 25,000,000.00 | |
| 33,000,000.00 | | | | |
| 2024 | 12 | 31 | 5,000,000.00 | |
| 27,000,000.00 | | | | |
| 2024 | 12 | 31 | 13,000,000.00 | 20,000,000.00 |
| 2024 | 12 | 31 | 10,000,000.00 | 10,000,000.00 |
| 2024 | 12 | 31 | 10,000,000.00 | |
| 10,000,000.00 | | | | |
| 2024 | 12 | 31 | 10,000,000.00 | |
| 10,000,000.00 | | | | |
| 2024 | 12 | 31 | 10,000,000.00 | 10,000,000.00 |
| 2024 | 12 | 31 | 10,000,000.00 | 10,000,000.00 |
| 10,000,000.00 | | | | |
| 2024 | 12 | 31 | 10,000,000.00 | 10,000,000.00 |
| 10,000,000.00 | | | | |

| | | | | | |
|------|----|----|---------------|----------------|---------------|
| 2024 | 12 | 31 | | 10,000,000.00 | 10,000,000.00 |
| 2024 | 12 | 31 | | 10,000,000.00 | 10,000,000.00 |
| 2024 | 12 | 31 | | 10,000,000.00 | 10,000,000.00 |
| 2024 | 12 | 31 | | 5,000,000.00 | 5,000,000.00 |
| 2024 | 12 | 31 | | 35,696,000.00 | |
| 2024 | 12 | 31 | | 161,300,000.00 | |
| 2024 | 12 | 31 | | | 12,646,128.33 |
| 2024 | 12 | 31 | | 100,000,000.00 | |
| 2024 | 12 | 31 | | 4,304,000.00 | |
| 2024 | 12 | 31 | | 69,900,000.00 | |
| 2024 | 12 | 31 | - | 15,827,094.03 | |
| 2024 | 12 | 31 | | 50,000,000.00 | |
| 2024 | 12 | 31 | 17,540,335.31 | | |
| 2024 | 12 | 31 | | 115,100,000.00 | |
| 2024 | 12 | 31 | | | 50,000,000.00 |
| 2024 | 12 | 31 | 6,028,323.02 | | |
| 2024 | 12 | 31 | | 166,949,999.00 | |
| 2024 | 12 | 31 | | 15,000,000.00 | |
| 2024 | 12 | 31 | | | 40,000,000.00 |
| 2024 | 12 | 31 | | 75,000,000.00 | |
| 2024 | 12 | 31 | | | 30,000,000.00 |
| 2024 | 12 | 31 | | 50,000,000.00 | |

| | | | | |
|------|----|----|---|----------------|
| 2024 | 12 | 31 | | 162,000,000.00 |
| 2024 | 12 | 31 | | 87,000,000.00 |
| 2024 | 12 | 31 | | 61,420,000.00 |
| 2024 | 12 | 31 | | 4,388,940.57 |
| 2024 | 12 | 31 | | 5,000,000.00 |
| 2024 | 12 | 31 | | 36,790,702.24 |
| 2024 | 12 | 31 | - | 96,438,385.18 |
| 2024 | 12 | 31 | | 81,533,238.06 |
| 2024 | 12 | 31 | | 66,136,791.03 |
| 2024 | 12 | 31 | | 20,965,459.79 |
| 2024 | 12 | 31 | | 63,209,297.76 |
| 2024 | 12 | 31 | | 3,976,506.00 |
| 2024 | 12 | 31 | | 57,140,000.00 |
| 2024 | 12 | 31 | | 50,000,000.00 |
| 2024 | 12 | 31 | - | 46,390,817.78 |
| 2024 | 12 | 31 | | 19,900,801.89 |
| 2024 | 12 | 31 | | 21,729,881.15 |
| 2024 | 12 | 31 | | 6,071,897.87 |
| 2024 | 12 | 31 | | 4,823,680.08 |
| 2024 | 12 | 31 | | 10,000,000.00 |

| | | |
|--|------|---------------|
| | | |
| | | |
| | 0.00 | 42,430,270.75 |
| | 0.00 | 42,430,270.75 |
| | 0.00 | 0.00 |

| | | |
|--|------------------|------------------|
| | | |
| | 1,424,398,730.13 | 1,061,992,541.76 |
| | 1,424,398,730.13 | 1,061,992,541.76 |

1

5% 5%
6 2

| | | |
|--|----------------|----------------|
| | | |
| | 326,911,890.78 | 459,011,960.97 |
| | 326,911,890.78 | 459,011,960.97 |

| | | | | |
|---|---------------|----------------|----------------|---------------|
| | | | | |
| | 32,330,939.11 | 453,787,199.26 | 442,366,066.46 | 43,752,071.91 |
| - | 2,159,255.84 | 42,603,711.06 | 38,674,576.18 | 6,088,390.72 |
| | | 3,507,620.19 | 3,468,120.19 | 39,500.00 |
| | | | | |
| | 34,490,194.95 | 499,898,530.51 | 484,508,762.83 | 49,879,962.63 |

:

| | | | | |
|--|---------------|----------------|----------------|---------------|
| | | | | |
| | 29,597,617.30 | 394,749,021.88 | 383,728,819.10 | 40,617,820.08 |

| | | | |
|--------------|---------------|---------------|--------------|
| 142,239.40 | 13,988,955.10 | 13,936,529.77 | 194,664.73 |
| 1,291,026.00 | 24,559,512.93 | 24,668,403.21 | 1,182,135.72 |
| 1,253,062.75 | 23,638,389.89 | 23,757,430.87 | 1,134,021.77 |
| 37,963.25 | 910,656.76 | 900,506.06 | 48,113.95 |
| | 10,466.28 | 10,466.28 | |
| 1,059,609.14 | 18,090,242.26 | 17,654,013.72 | 1,495,837.68 |
| 240,447.27 | 1,465,203.16 | 1,444,036.73 | 261,613.70 |

| | | |
|--|----------------|----------------|
| | | |
| | | |
| | | |
| | 268,665,869.85 | 188,638,599.37 |
| | 268,665,869.85 | 188,638,599.37 |

| | | |
|--|----------------|----------------|
| | | |
| | 12,421,239.84 | 25,403,189.37 |
| | 2,441,917.51 | 15,471,331.53 |
| | 976,892.37 | 981,066.53 |
| | 7,999,000.00 | 8,465,603.91 |
| | 190,064,929.21 | 86,015,632.95 |
| | 3,754,804.54 | 1,224,750.23 |
| | 51,007,086.38 | 51,077,024.85 |
| | 268,665,869.85 | 188,638,599.37 |

1

5%

5%

| | | |
|---|------------------|----------------|
| | | |
| 1 | 817,527,132.37 | 331,924,602.85 |
| 1 | - | |
| 1 | 289,866,095.78 | 174,675,582.46 |
| 1 | | |
| | 1,363,525.51 | 1,347,762.62 |
| | | |
| | 9,629,264.25 | 10,133,669.78 |
| | 1,118,386,017.91 | 518,081,617.71 |

1

.45

2

.48

| | | |
|--|----------------|----------------|
| | | |
| | | |
| | | |
| | 195,800,718.04 | 168,449,923.36 |
| | 8,609,830.99 | 1,517,341.98 |
| | 204,410,549.03 | 169,967,265.34 |

| | | |
|--|--|--|
| | | |
| | | |

| | | |
|---|------------------|------------------|
| | | |
| | 562,140,251.81 | 653,750,000.00 |
| | 144,115,657.28 | 466,862,038.00 |
| / | 362,000,954.76 | 18,862,137.00 |
| / | 486,367,224.38 | 299,420,568.15 |
| | 1,554,624,088.23 | 1,438,894,743.15 |

| | | |
|----------------|---------------|---------------|
| 2024 12 31 | | 0 |
| 25,000,000.00 | | |
| 2024 12 31 | | 0 |
| 50,000,000.00 | | |
| 2024 12 31 | | 0 |
| 33,620,000.00 | | |
| 2024 12 31 | | 0 |
| 16,400,000.00 | | |
| 2024 12 31 | | 0 |
| 19,680,000.00 | | |
| 2024 12 31 | | 0 |
| 12,300,000.00 | | |
| 2024 12 31 | | 0 |
| 40,000,000.00 | | |
| 2024 12 31 | | 0 |
| 104,000,000.00 | | |
| 2024 12 31 | | 0 |
| 16,000,000.00 | | |
| 2024 12 31 | 40,000,000.00 | |
| 30,000,000.00 | | |
| 2024 12 31 | | 41,280,000.00 |
| 860,000.00 | | |
| 2024 12 31 | | 38,400,000.00 |
| 800,000.00 | | |
| 2024 12 31 | | 14,400,000.00 |
| 300,000.00 | | |
| 2024 12 31 | | 0 |
| 34,500,000.00 | | |
| 2024 12 31 | | 0 |
| 45,000,000.00 | | |
| 2024 12 31 | | 0 |
| 52,200,000.00 | | |
| 2024 12 31 | | 0 |
| 27,000,000.00 | | |
| 2024 12 31 | | 61,000,000.00 |
| 0 | | |
| 2024 12 31 | | 13,535,657.28 |
| 3,383,914.32 | | |
| 2024 12 31 | | 37,000,000.00 |
| 2,000,000.00 | | |

40,000,000.00

2024 12 31
158,750,000.00

15,000,000.00

200,000,000.00

2024 12 31
15,083,373.12

362,000,954.76

630,000,000.00

2024 12 31

100,000,000.00

| | | | | |
|---------------|----|-----|----------------|----------------|
| 2024 | 12 | 31 | | |
| 40,000,000.00 | | | 30,000,000.00 | |
| 55,593.55 | | | 180,000,000.00 | |
| 2024 | 12 | 31 | | 56,075,000.00 |
| | | | 5,625,000.00 | |
| | | | | 55,593.55 |
| | | | 230,000,000.00 | |
| 2024 | 12 | 31 | | 9,900,000.00 |
| | | | 100,000.00 | |
| | | | 10,000,000.00 | |
| 2024 | 12 | 31 | | 5,851,000.00 |
| | | | 9,750,000.00 | |
| 15,300,000.00 | | | | |
| 2024 | 12 | 31 | | 160,000,000.00 |
| | | | 20,000,000.00 | |
| | | | 200,000,000.00 | |
| 2024 | 12 | 31 | 236,654,000.00 | 20,004,000.00 |
| | 98 | 102 | | |
| 2024 | 12 | 31 | | |
| 6,500,000.00 | | | 2,000,000.00 | |
| | | | 817,527,132.37 | .43 |

| | | |
|--|--------------|--|
| | | |
| | 9,246,600.00 | |
| | 9,246,600.00 | |

| | | | | | | | | | | | | |
|--|--|--|--|--|--|--|--|--|--|--|--|--|
| | | | | | | | | | | | | |
| | | | | | | | | | | | | |
| | | | | | | | | | | | | |

2

9,246,600.00

| | | |
|--|---------------|---------------|
| | | |
| | 13,799,488.37 | 18,614,630.42 |
| | 13,799,488.37 | 18,614,630.42 |

| | | |
|--|----------------|----------------|
| | | |
| | 140,665,064.36 | 284,520,661.42 |
| | | |
| | 140,665,064.36 | 284,520,661.42 |

| | | |
|--|----------------|----------------|
| | | |
| | 140,665,064.36 | 284,520,661.42 |
| | 140,665,064.36 | 284,520,661.42 |

289,866,095.78

.43

| | | | | | |
|--|----------------|---------------|--------------|----------------|---|
| | | | | | |
| | 198,849,133.42 | 73,878,000.00 | 3,539,143.48 | 269,187,989.94 | |
| | 198,849,133.42 | 73,878,000.00 | 3,539,143.48 | 269,187,989.94 | / |

| | | | | | | |
|--|----------------|-----|--|-------------|-------------|----------------|
| | | + - | | | | |
| | | | | | | |
| | 386,717,770.00 | | | -469,200.00 | -469,200.00 | 386,248,570.00 |

1 2023 4 6

60.48

17

50.4000 (2023

2024 1 1 2024 2 29

273,600

2 2024 7 16

B883087042

10

742,800

| | | | | |
|--|------------------|---------------|---------------|------------------|
| | | | | |
| | 3,053,144,834.38 | 5,389,818.05 | 12,215,250.89 | 3,046,319,401.54 |
| | 22,718,147.13 | -4,159,586.19 | 1,373,540.40 | 17,185,020.54 |
| | 3,075,862,981.51 | 1,230,231.86 | 13,588,791.29 | 3,063,504,422.08 |

B883087042

10

742,800

12,215,250.89

| | | | | |
|--|----------------|---------------|---------------|----------------|
| | | | | |
| | 25,403,189.37 | | 12,981,949.53 | 12,421,239.84 |
| | 83,992,826.60 | 30,001,191.00 | - | 113,994,017.60 |
| | 109,396,015.97 | 30,001,191.00 | 12,981,949.53 | 126,415,257.44 |

2,603,920

10

1.930

131,589.36

131,589.36

3

2024 10 28

1,349,340

30,001,191.00

| | | | | | | | | |
|--|----------------|---------------|---|---|--------------|---------------|---------------|----------------|
| | | | | | | | | |
| | 125,831,808.77 | 26,555,700.00 | | | 2,370,220.00 | 24,185,480.00 | | 150,017,288.77 |
| | | | | | | | | |
| | | | | | | | | |
| | 125,831,808.77 | 26,555,700.00 | | | 2,370,220.00 | 24,185,480.00 | | 150,017,288.77 |
| | | | | | | | | |
| | -2,802,104.29 | -4,242,270.17 | - | - | - | -3,213,731.00 | -1,028,539.17 | -6,015,835.29 |
| | | | | | | | | |
| | | | | | | | | |
| | | | | | | | | |
| | | | | | | | | |
| | -2,802,104.29 | -4,242,270.17 | | | | -3,213,731.00 | -1,028,539.17 | -6,015,835.29 |
| | 123,029,704.48 | 22,313,429.83 | | | 2,370,220.00 | 20,971,749.00 | -1,028,539.17 | 144,001,453.48 |

| | | | | |
|--|------------------|------------------|------------------|------------------|
| | | | | |
| | | | | |
| | 3,600,067,091.77 | 2,471,252,791.82 | 3,145,109,117.59 | 2,082,735,433.30 |
| | 4,613,177.01 | 1,702,011.39 | 5,916,949.46 | 2,872,663.17 |
| | 3,604,680,268.78 | 2,472,954,803.21 | 3,151,026,067.05 | 2,085,608,096.47 |

| | | |
|--|---------------|---------------|
| | | |
| | | |
| | | |
| | 4,443,393.17 | 6,025,424.74 |
| | 3,867,010.74 | 4,729,538.16 |
| | | |
| | 8,299,082.07 | 7,890,172.56 |
| | 1,317,343.03 | 982,162.54 |
| | | |
| | 3,150,739.18 | 2,944,061.12 |
| | 8,722.99 | 4,929.03 |
| | 334,090.76 | 145,395.71 |
| | 21,420,381.94 | 22,721,683.86 |

| | | |
|--|----------------|----------------|
| | | |
| | 46,125,415.17 | 42,720,240.16 |
| | 323,384.10 | 441,608.13 |
| | 12,434,863.26 | 21,463,728.91 |
| | 12,874,330.48 | 12,324,393.92 |
| | 38,355,297.08 | 7,139,968.15 |
| | 11,142,156.15 | 13,564,968.54 |
| | 8,443,038.81 | 5,663,426.52 |
| | 129,698,485.05 | 103,318,334.33 |

| | | |
|--|----------------|----------------|
| | | |
| | 134,027,723.31 | 124,961,084.76 |
| | 59,005,107.00 | 53,213,370.95 |
| | 17,699,367.78 | 28,447,609.57 |
| | 75,505,352.23 | 65,327,415.44 |
| | 11,036,557.79 | 7,154,298.68 |
| | -4,234,237.73 | -9,731,761.08 |
| | 54,975,708.49 | 41,234,539.66 |
| | 35,475,272.33 | 27,378,933.15 |
| | 383,490,851.20 | 337,985,491.13 |

| | | |
|--|----------------|----------------|
| | | |
| | 89,120,550.35 | 61,320,513.01 |
| | 52,605,350.12 | 35,261,522.74 |
| | 94,197,357.75 | 107,791,822.75 |
| | 4,780,487.87 | 8,468,946.76 |
| | 20,029,393.20 | 5,430,564.66 |
| | 6,310,523.02 | 5,806,331.58 |
| | 267,043,662.31 | 224,079,701.50 |

| | | |
|--|----------------|----------------|
| | | |
| | 182,889,208.63 | 151,583,666.12 |
| | 18,029,425.30 | 21,928,492.23 |
| | 12,511,886.99 | 11,600,356.75 |
| | 213,430,520.92 | 185,112,515.10 |

| | | |
|--|---------------|---------------|
| | | |
| | 25,526,722.70 | 62,305,478.94 |
| | 13,488,570.72 | 9,395,254.26 |
| | 1,241,598.17 | 1,054,139.83 |
| | 40,256,891.59 | 72,754,873.03 |

| | | |
|--|---------------|----------------|
| | | |
| | 15,923,341.57 | 19,242,587.92 |
| | 13,526,896.79 | 140,361,154.99 |
| | -1,722,558.55 | |
| | - | |
| | - | |
| | - | |
| | 175,576.39 | |
| | - | |
| | - | |
| | - | |
| | - | |
| | 27,903,256.20 | 159,603,742.91 |

| | | |
|--|---------------|----------------|
| | | |
| | | |
| | | |
| | | |
| | | |
| | | |
| | 32,841,104.13 | 108,229,459.15 |
| | -2,894,904.50 | |
| | 29,946,199.63 | 108,229,459.15 |

| | | |
|--|-----------------|----------------|
| | | |
| | | |
| | -109,460,398.03 | -96,812,475.38 |
| | -86,808,199.51 | -458,731.38 |
| | | |
| | | |
| | | |
| | | |
| | -196,268,597.54 | -97,271,206.76 |

| | | |
|--|----------------|----------------|
| | | |
| | 2,450,170.95 | -8,580,016.59 |
| | -25,776,909.46 | -12,667,729.68 |
| | | |
| | | |
| | | |
| | | |
| | | |
| | | |
| | | |
| | | |
| | -18,265,577.48 | -10,481,042.42 |
| | 1,502,809.42 | 136,289.92 |
| | -40,089,506.57 | -31,592,498.77 |

| | | |
|--|---------------|--------------|
| | | |
| | -3,477,479.98 | 8,215,179.14 |
| | 155,881.46 | 20,075.43 |
| | -3,321,598.52 | 8,235,254.57 |

| | | | |
|--|------------|------------|------------|
| | | | |
| | | | |
| | | | |
| | | | |
| | | | |
| | | | |
| | | | |
| | 808,568.02 | 158,949.02 | 808,568.02 |
| | 808,568.02 | 158,949.02 | 808,568.02 |

| | | | |
|--|--------------|--------------|--------------|
| | | | |
| | | 125.00 | |
| | | | |
| | | | |
| | 150,000.00 | 279,450.00 | 150,000.00 |
| | | 113,932.92 | |
| | 1,643,763.54 | 881,774.39 | 1,643,763.54 |
| | 1,793,763.54 | 1,275,282.31 | 1,793,763.54 |

| | | |
|--|----------------|---------------|
| | | |
| | 45,047,503.27 | 83,878,957.35 |
| | -14,641,289.27 | -808,993.79 |
| | 30,406,214.00 | 83,069,963.56 |

| | |
|---|----------------|
| | |
| | -25,916,986.58 |
| / | -3,887,547.99 |
| | -15,049,041.72 |
| | 4,383,318.07 |
| | -1,400,150.70 |
| | 13,807,157.19 |
| | -668,373.64 |
| | 66,316,474.31 |
| | -33,095,621.52 |
| | |
| | 30,406,214.00 |

.57

| | | |
|--|---------------|---------------|
| | | |
| | 94,643,790.26 | 91,411,710.65 |
| | 2,537,686.23 | 4,912,656.59 |
| | 33,394,526.02 | 58,811,531.58 |
| | 21,810,129.32 | 9,101,888.62 |

| | | |
|--|----------------|----------------|
| | 2,050,166.18 | 5,186,876.91 |
| | 183,750,190.08 | 126,930,718.94 |
| | 338,186,488.09 | 296,355,383.29 |

| | | |
|--|----------------|----------------|
| | | |
| | 303,116,609.33 | 348,269,238.50 |
| | 69,351,021.57 | 25,118,456.11 |
| | 21,410,506.00 | 41,546,275.83 |
| | 256,024,996.66 | 183,750,190.08 |
| | 649,903,133.56 | 598,684,160.52 |

| | | |
|--|---------------|---------------|
| | | |
| | | |
| | 12,958,050.89 | |
| | | |
| | | 8,363,508.46 |
| | 30,001,191.00 | 39,002,347.33 |
| | 10,619,088.04 | 11,043,400.79 |
| | 53,578,329.93 | 58,409,256.58 |

| | | |
|----------|----------------|-----------------------|
| | | |
| 1 | | |
| | -56,323,200.58 | 327,973,571.94 |
| | 196,268,597.54 | 31,592,498.77 |
| | 40,089,506.57 | 97,271,206.76 |
| | 182,602,264.67 | 137,861,757.98 |
| | 10,862,566.60 | 11,286,997.00 |
| | 21,514,949.65 | 19,014,771.58 |
| | 13,824,144.91 | 11,509,134.37 |
| | 3,321,598.52 | -8,235,254.57 |
| | - | - |
| | -29,946,199.63 | -108,229,459.15 |
| | 185,426,894.86 | 156,496,322.71 |
| | -27,903,256.20 | -159,603,742.91 |
| | -17,079,467.31 | -4,109,060.93 |
| | 2,438,656.90 | 3,293,164.09 |

| | | |
|----------|-----------------|-------------------|
| | | |
| | -575,830,225.00 | -1,066,457,876.08 |
| | -619,645,948.19 | -790,703,259.60 |
| | 211,523,483.26 | 539,530,691.64 |
| | -4,234,237.73 | -9,731,761.08 |
| | -463,089,871.16 | -811,240,297.48 |
| 2 | | |
| | | |
| | | |
| | | |
| | 8,199,161.56 | 9,233,534.26 |
| 3 | | |
| | 614,449,313.76 | 702,878,342.50 |
| | 702,878,342.50 | 907,590,119.26 |
| | | |
| | | |
| | -88,429,028.74 | -204,711,776.76 |

| | | |
|--|----------------|----------------|
| | | |
| | 614,449,313.76 | 702,878,342.50 |
| | 36,160.36 | 58,831.35 |
| | 604,686,384.91 | 678,634,685.16 |
| | 9,726,768.49 | 24,184,825.99 |
| | - | |
| | - | |
| | - | |
| | - | |
| | - | |
| | 614,449,313.76 | 702,878,342.50 |
| | | |

| | | | |
|--|----------------|----------------|---|
| | | | |
| | 115,710,474.35 | 99,448,517.05 | |
| | 87,452,280.03 | 80,282,857.42 | |
| | 516,720.70 | 515,815.29 | |
| | 51,986,355.31 | 666,255.65 | |
| | 359,166.27 | 2,836,744.67 | |
| | 256,024,996.66 | 183,750,190.08 | / |

| | | | |
|---|----------------|--------|----------------|
| | | | |
| | | | 55,579,965.63 |
| | 6,312,769.24 | 7.1884 | 45,378,710.40 |
| | 153,597,493.00 | 0.0462 | 7,096,204.18 |
| | 50,000.00 | 0.0005 | 25.00 |
| (| 455.00 | 0.8475 | 385.61 |
| | 1,433,168.00 | 0.2225 | 318,879.88 |
| | 131,875.98 | 7.5257 | 992,459.06 |
| | 39,238.87 | 0.9260 | 36,335.19 |
| | 87,081.60 | 9.0765 | 790,396.14 |
| | 190,563.24 | 5.0498 | 962,306.25 |
| | | | 117,483,165.44 |
| | 16,174,418.09 | 7.1884 | 116,268,187.00 |
| | - | - | - |
| | - | - | - |
| | 233,300.00 | 0.0462 | 10,778.46 |
| | 160,011.69 | 7.5257 | 1,204,199.98 |
| | | | 66,722,975.81 |
| | 8,156,978.12 | 7.1884 | 58,635,621.52 |
| | 125,385,816.00 | 0.0462 | 5,792,824.70 |

| | | | |
|--|----------------|--------|----------------|
| | 252,744.00 | 9.0765 | 2,294,030.92 |
| | 98.75 | 5.0498 | 498.67 |
| | - | - | - |
| | | | 3,112,342.79 |
| | 432,967.39 | 7.1884 | 3,112,342.79 |
| | | | 121,017,481.56 |
| | 16,654,591.87 | 7.1884 | 119,719,868.20 |
| | 21,202,456.00 | 0.0462 | 979,553.47 |
| | 5,213.08 | 5.0498 | 26,325.01 |
| | - | - | - |
| | 1,311,168.00 | 0.2225 | 291,734.88 |
| | | | 10,933,414.80 |
| | - | - | - |
| | 236,654,000.00 | 0.0462 | 10,933,414.80 |
| | - | - | - |
| | | | 924,844.93 |
| | 20,004,000.00 | 0.0462 | 924,844.93 |

2018

B L
L ON EMICOND C O (AI AN) CO; L D

6,451,769.49

17,864,727.44()

| | | |
|--|--------------|---|
| | | : |
| | 6,875,325.49 | |
| | 6,875,325.49 | |

| | | |
|--|--------------|--------------|
| | | |
| | 8,204,572.00 | 6,224,328.90 |
| | 7,075,606.33 | 5,189,466.46 |
| | 6,242,456.40 | 4,267,128.25 |
| | 2,972,101.91 | 3,765,343.47 |
| | 1,279,663.24 | 1,162,416.29 |
| | | - |

| | | |
|--|--|--|
| | | |
|--|--|--|

| | | |
|---|----------------|----------------|
| 2 | 72,735,258.82 | 57,251,607.18 |
| | 87,284,167.93 | 3,784,956.08 |
| 3 | 14,821,606.11 | 22,015,868.87 |
| | 267,043,662.31 | 224,079,701.50 |
| | 441,884,695.17 | 307,132,133.63 |
| | 267,043,662.31 | 224,079,701.50 |
| | 174,841,032.86 | 83,052,432.13 |

| | | | | | | |
|--|-----------------------|-----------------------|--|---|-----------------------|-----------------------|
| | | | | | | |
| | 101,434,455.39 | 72,735,258.82 | | | 174,169,714.21 | - |
| | 3,784,956.08 | 87,284,167.93 | | - | | 91,069,124.01 |
| | 22,015,868.87 | 14,821,606.11 | | | | 36,837,474.98 |
| | 127,235,280.34 | 174,841,032.86 | | | 174,169,714.21 | 127,906,598.99 |

| | | | | | |
|---|--|------|--|------|---|
| | | | | | |
| | | 2025 | | 2023 | 1 |
| 3 | | 2025 | | 2023 | 1 |

| | | | | | | | | | | | | |
|--|------------|--------------|-----|--|--|-------------|--|--|--|--|--|--|
| | | | | | | | | | | | | |
| | 2024 12 | 4,000,000.00 | 80% | | | -379,155.68 | | | | | | |

2024

2024

| | | | | | (%) | |
|--|--|----------|--|--|--------|--|
| | | | | | | |
| | | 5,000 | | | 100.00 | |
| | | 10,000 | | | 100.00 | |
| | | 15,000 | | | 100.00 | |
| | | 500 | | | 100.00 | |
| | | 500 | | | 100.00 | |
| | | 200 | | | 100.00 | |
| | | 200 | | | 100.00 | |
| | | 35,500 | | | 100.00 | |
| | | 639.4598 | | | 100.00 | |
| | | 5,000 | | | 100.00 | |
| | | 10,000 | | | 100.00 | |
| | | 1,000 | | | 100.00 | |
| | | 1,000 | | | 100.00 | |
| | | 53,144 | | | 77.11 | |
| | | 20,000 | | | 100.00 | |
| | | 3,000 | | | 51.00 | |
| | | 3,000 | | | 100.00 | |
| | | 3,000 | | | 100.00 | |
| | | 78,500 | | | 99.46 | |
| | | 1,000 | | | 100.00 | |
| | | 1,500 | | | 100.00 | |

| | | | | | | | |
|---|---|--------------|--|--|---------|--|--|
| | | | | | | | |
| | | 10,716.7002 | | | 100.00 | | |
| | | 2,000 | | | 100.00 | | |
| | | 100 | | | 100.00 | | |
| L | B | 455 | | | 100.00 | | |
| | | 2,000 | | | 100.00 | | |
| | | 8,600 | | | 100.00 | | |
| | | 1,018 | | | 100.00 | | |
| | | 1,000 | | | 65.00 | | |
| | | 1,200 | | | 66.67 | | |
| | | 1,000 | | | 100.00 | | |
| | | 5,060 | | | 100.00 | | |
| B | L | 12.376 | | | 80.00 | | |
| | | 3,585.772419 | | | 75.3221 | | |
| | | 500 | | | 100.00 | | |
| | | 2,000 | | | 80.00 | | |
| | | 1000 | | | 100.00 | | |
| | | 2,000 | | | 100.00 | | |
| | | 2.6735 | | | 90.00 | | |
| | | 3,000 | | | 100.00 | | |
| | | 35,000 | | | 100.00 | | |
| | | 500 | | | 70.00 | | |

| | | | | | | | |
|--------------------------------------------|-----|--------|--|--|--------|--|--|
| | | 3,000 | | | 100.00 | | |
| NF | I . | 120 | | | 57.50 | | |
| | | 2,000 | | | 100.00 | | |
| | | 5,000 | | | 70.00 | | |
| | | 1,000 | | | 100.00 | | |
| | | 11,000 | | | 100.00 | | |
| | | 1,000 | | | 100.00 | | |
| | | 5,000 | | | 100.00 | | |
| | | 3,000 | | | 100.00 | | |
| | | 12,300 | | | 48.78 | | |
| L ON EMICOND C O (AI AN) CO; L D | | 3,000 | | | 100.00 | | |
| | | 20,000 | | | 100.00 | | |
| | | 2,000 | | | 100.00 | | |
| | | 10,050 | | | 51.24 | | |
| | | 1,000 | | | 100.00 | | |
| | | 1,000 | | | 51.00 | | |
| | | 1,000 | | | 100.00 | | |
| | | 11,000 | | | 100.00 | | |
| PNC ECHNOLOGIE P E.L D | | 50 | | | 100.00 | | |
| | | 500 | | | 100.00 | | |
| | | 1,000 | | | 100.00 | | |

| | | | | |
|-----|--------|----------------|--|----------------|
| | | | | |
| | 22.36% | -63,187,607.05 | | 85,950,528.95 |
| | 20.00% | -8,517,084.06 | | -1,828,584.49 |
| | 30.00% | -1,190.22 | | -4,251.04 |
| | 30.00% | -5,407,268.72 | | -13,789,821.47 |
| | 0.54% | -152,582.69 | | 1,233,277.20 |
| | 51.22% | 19,454.67 | | -1,445,342.54 |
| NF | 42.50% | -180,081.81 | | 363,517.37 |
| I . | | | | |
| B | 20.00% | -90,481.17 | | 356,133.19 |
| L | | | | |
| | 35.00% | -402,750.34 | | -4,069,517.08 |
| | 33.33% | 242,707.20 | | 2,508,876.04 |
| | 24.68% | -1,220,139.58 | | 4,740,481.07 |
| | 48.76% | -882,466.48 | | 22,209,383.68 |
| | 49.00% | -1,169,735.34 | | -269,735.34 |
| | | -80,949,225.59 | | 95,954,945.54 |

| | | | | | | | |
|------|----------------|---------------|--|--------------|--|----------------|---|
| | | | | | | | / |
| 2012 | 5,168,289.27 | | | 466,311.82 | | 4,701,977.45 | |
| 2013 | 1,353,191.48 | | | 1,353,191.48 | | - | |
| - | 20,440,000.00 | 3,878,000.00 | | | | 24,318,000.00 | |
| 1 | 140,000,000.00 | | | | | 140,000,000.00 | |
| 3 | - | 40,000,000.00 | | | | 40,000,000.00 | |
| - | 5,600,000.00 | | | | | 5,600,000.00 | |

| | | | | |
|---------------|---------------|---------------|------------|---------------|
| 2 | 20,000,000.00 | 30,000,000.00 | | 50,000,000.00 |
| à ÈBAZ ÓÓρ «Ó | 2,935,354.09 | | 344,269.92 | 2,591,084.17 |
| | 214,990.20 | | 66,500.00 | 148,490.20 |
| | 62,000.00 | | 9,500.00 | 52,500.00 |
| - | 631,433.73 | | 598,416.93 | 33,016.80 |

1550



| | | | | |
|--|--|--|--|--|
| | | | | |
| | | | | |
| | | | | |

| | | | | |
|--|--|--|--|--|
| | | | | |
| | | | | |

| | | | | | |
|--|--|--|--|-----|-----|
| | | | | (%) | (%) |
| | | | | - | - |

1.

.3

| | |
|-----------|-------|
| | |
| | 0.47% |
| QPC L I . | |
| | |
| | |
| | |
| | |
| | |
| | |
| | |
| | |
| | |
| | |
| | |
| | |

/

| | | | | | |
|-----------|--|--------------|---------------|--|--------------|
| | | | | | |
| | | - | - | | 1,763,044.20 |
| | | 1,712,618.78 | - | | - |
| QPC L , I | | - | 10,000,000.00 | | 1,159,599.38 |
| | | 5,017,680.68 | 8,050,000.00 | | 5,365,752.23 |
| | | 285,973.46 | - | | - |
| | | 2,870,000.00 | 5,000,000.00 | | - |
| | | 110,000.00 | - | | - |
| | | - | - | | 707,547.17 |

/

| | | | |
|-------------|--|---------------|---------------|
| | | | |
| | | 10,619,469.03 | 5,309,734.31 |
| () | | 13,948,304.48 | 17,929,999.81 |
| | | 58,644.61 | 100,544.25 |
| | | 114,433.65 | |
| | | 892.04 | |
| | | 74,336.29 | |
| QPC L , I . | | 1,737.57 | |
| | | | 197,964.13 |

/

/

/

/

| | | | |
|--|--|------------|------------|
| | | | |
| | | 389,090.26 | 372,794.52 |
| | | 855,313.47 | 826,486.80 |
| | | 983,514.34 | |

| | | | | | | | | | | | |
|--|--|------------|------------|--|--|--------------|--------------|-----------|-----------|--------------|--------------|
| | | | | | | | | | | | |
| | | | | | | | | | | | |
| | | 263,842.84 | 442,477.82 | | | 3,613,783.07 | 2,219,310.75 | 80,077.77 | 98,677.00 | 1,922,126.00 | 1,650,235.26 |

| | | | | |
|--|-----------|------------|------------|--|
| | | | | |
| | 1,000.00 | 2025/8/28 | 2028/8/28 | |
| | 1,000.00 | 2025/3/13 | 2028/3/13 | |
| | 1,000.00 | 2024/12/25 | 2027/12/25 | |
| | 1,000.00 | 2025/3/10 | 2028/3/10 | |
| | 1,000.00 | 2025/3/26 | 2028/3/28 | |
| | 1,000.00 | 2025/1/22 | 2028/1/29 | |
| | 8,000.00 | 2026/12/29 | 2029/12/29 | |
| | 20,000.00 | 2027/12/30 | 2030/12/30 | |
| | 11,000.00 | 2026/8/9 | 2029/8/9 | |
| | 11,250.00 | 2033/5/29 | 2036/5/29 | |
| | 1,000.00 | 2026/3/24 | 2029/3/24 | |
| | 1,000.00 | 2025/3/19 | 2028/11/12 | |
| | 1,000.00 | 2025/10/13 | 2028/10/13 | |
| | 4,000.00 | 2025/4/11 | 2028/6/10 | |
| | 1,000.00 | 2025/9/24 | 2028/9/24 | |
| | 1,000.00 | 2025/11/11 | 2028/11/11 | |
| | 5,000.00 | 2025/8/12 | 2028/8/12 | |
| | 35,000.00 | 2031/8/14 | 2034/8/14 | |
| | 500.00 | 2024/12/27 | 2025/12/22 | |
| | 1,000.00 | 2025/6/24 | 2028/6/24 | |
| | 4,000.00 | 2026/2/1 | 2029/2/4 | |
| | 100.00 | 2025/3/10 | 2028/3/10 | |
| | 1,000.00 | 2024/9/30 | 2025/10/9 | |
| | 1,000.00 | 2024/3/29 | 2025/3/10 | |
| | 1,000.00 | 2024/6/25 | 2025/6/13 | |
| | 10,000.00 | 2027/1/25 | 2028/3/22 | |
| | 25,000.00 | 2025/8/19 | 2028/9/2 | |
| | 6,000.00 | 2025/8/12 | 2028/8/12 | |
| | 40,000.00 | 2025/2/1 | 2028/10/30 | |
| | 16,500.00 | 2025/9/12 | 2028/9/12 | |
| | 5,000.00 | 2025/7/18 | 2028/7/18 | |
| | 10,000.00 | 2025/2/28 | 2028/8/19 | |
| | 1,500.00 | 2025/4/30 | 2028/5/1 | |
| | 3,600.00 | 2025/12/16 | 2028/12/16 | |
| | 31,000.00 | 2025/9/10 | 2028/9/10 | |
| | 3,000.00 | 2025/4/10 | 2028/5/29 | |
| | 2,000.00 | 2025/3/5 | 2028/6/19 | |
| | 5,000.00 | 2025/3/5 | 2028/3/5 | |
| | 4,000.00 | 2026/2/14 | 2029/2/14 | |
| | 63,000.00 | 2034/1/11 | 2037/1/11 | |
| | 20,000.00 | 2033/3/23 | 2036/3/23 | |
| | 10,000.00 | 2025/2/6 | 2028/2/28 | |
| | 25,000.00 | 2025/8/29 | 2028/9/9 | |
| | 6,000.00 | 2025/7/18 | 2028/7/18 | |
| | 2,500.00 | 2025/3/18 | 2028/3/18 | |
| | 2,500.00 | 2025/3/25 | 2028/3/25 | |
| | 33,000.00 | 2026/5/9 | 2028/8/14 | |

| | | | | | |
|--|--|---------------|--------------|---------------|--------------|
| | | | | | |
| | | 1,008.00 | | | |
| | | 1,216,656.78 | 71,875.79 | | |
| | | 26,148,007.39 | 2,116,451.28 | 25,581,809.80 | 1,668,929.37 |
| | | 1,395,091.69 | 122,533.16 | 7,549,860.27 | 831,294.79 |
| | | 5,719,177.57 | 924,145.72 | 5,184,892.11 | 649,070.71 |
| | | 2,757,842.70 | | | |
| | | 1,433,596.20 | 74,547.00 | | |

| | | | |
|--|--|------------|--------------|
| | | | |
| | | 506,165.65 | 1,410,026.11 |
| | | 17,946.05 | 19,475.94 |
| | | 48,000.00 | |
| | | 7,842.70 | |

| | | | |
|--|--|--|--|
| | | | |
|--|--|--|--|

| | | | | | | | | |
|--|--|--|----------------|------------------|--|--|------------------|------------------|
| | | | | | | | | |
| | | | 273,600 | 1,373,500 | | | 1,478,400 | 4,234,300 |
| | | | 273,600 | 1,373,500 | | | 1,478,400 | 4,234,300 |

| | | | | |
|--|--|-------|--------|--|
| | | | | |
| | | | | |
| | | 38.66 | 2025 4 | |
| | | 31.80 | 2025 2 | |

2022 7 5

2023 1 1 2023 1 12

311,600

311,600

2023 2 8

2023 2 27

270,000

270,000

2023 4 6

2023 4

18

120,000

2023 4 28

2022

2022

2023 6 5

2022

302,000

63,798,715

64,100,715

2023 6 6

2023 6 13

388,800

2023 4 6

331,200

331,200

2023 1 30

117,000

117,000

2023 4 6

507,681


507,681

| | | | |
|-----------|-----|----|---------------|
| | B - | | |
| | 1 | 2 | 3 |
| | 12 | 24 | 36 |
| 000001. H | | | - |
| | | | 0.00 |
| | | | 70,910,180.12 |
| | | | -4,234,237.73 |

| | | |
|--|---------------|--|
| | | |
| | -4,234,237.73 | |
| | -4,234,237.73 | |

| | | | | |
|----|-----------|-----|----|---------------|
| 1 | 2025 | 4 | 27 | 2024 |
| | 2024 | | | |
| 10 | | 0.5 | | 383,644,650 |
| | 3,343,941 | | | 19,015,035.45 |

2 2025 2 27



| | 2,830,182,448.18 | 1,871,838,437.73 | 33.86% | 2,318,423,778.92 | 1,459,331,312.81 | 37.06% |
|--|-------------------------|-------------------------|---------------|-------------------------|-------------------------|---------------|
| | 164,351,124.86 | 131,741,800.57 | 19.84% | 61,998,462.14 | 58,176,442.74 | 6.16% |
| | 605,533,518.73 | 467,672,553.52 | 22.77% | 764,686,876.53 | 565,227,677.75 | 26.08% |
| | 3,600,067,091.77 | 2,471,252,791.82 | 31.36% | 3,145,109,117.59 | 2,082,735,433.30 | 33.78% |

| | | |
|-----|------------------|------------------|
| | | |
| 1 | | |
| 1 | | |
| | 1,290,987,927.00 | 693,567,966.88 |
| 1 | 1,290,987,927.00 | 693,567,966.88 |
| 1 2 | 78,662,530.80 | 270,235,454.65 |
| 2 3 | 172,760,882.47 | 48,132,766.48 |
| 3 | | |
| 3 4 | 31,751,411.17 | 46,474,326.16 |
| 4 5 | 26,306,215.63 | 11,492,678.85 |
| 5 | 32,260,400.07 | 84,596,964.39 |
| | 1,632,729,367.14 | 1,154,500,157.41 |

| | | (%) | | (%) | | | (%) | | (%) | |
|--|-------------------------|---------------|-----------------------|-------------|-------------------------|-------------------------|---------------|-----------------------|--------------|-----------------------|
| | | | | | | 58,075,483.78 | 5.03 | 58,075,483.78 | 100.00 | - |
| | | | | | | | | | | |
| | | | | | | | | | | |
| | 1,632,729,367.14 | 100.00 | 151,719,017.56 | 9.29 | 1,481,010,349.58 | 1,096,424,673.63 | 94.97 | 111,049,252.36 | 10.13 | 985,375,421.27 |
| | | | | | | | | | | |
| | 1,028,197,451.12 | 62.97 | 151,719,017.56 | 14.76 | 876,478,433.56 | 637,319,419.04 | 55.20 | 111,049,252.36 | 17.42 | 526,270,166.68 |
| | 604,531,916.02 | 37.03 | - | - | 604,531,916.02 | 459,105,254.59 | 39.77 | - | - | 459,105,254.59 |
| | 1,632,729,367.14 | 100.00 | 151,719,017.56 | 9.29 | 1,481,010,349.58 | 1,154,500,157.41 | 100.00 | 169,124,736.14 | 14.65 | 985,375,421.27 |

| | | | % |
|-----|-------------------------|-----------------------|--------------|
| 1 | 686,456,010.98 | 35,695,712.57 | 5.20 |
| 1 2 | 78,662,530.80 | 9,998,007.67 | 12.71 |
| 2 3 | 172,760,882.47 | 42,654,661.88 | 24.69 |
| 3 4 | 31,751,411.17 | 13,164,135.07 | 41.46 |
| 4 5 | 26,306,215.63 | 17,946,100.30 | 68.22 |
| 5 | 32,260,400.07 | 32,260,400.07 | 100.00 |
| | 1,028,197,451.12 | 151,719,017.56 | 14.76 |

| | | | | | |
|------------|---|----------------------|---|---|---|
| | | | | | |
| | | 10,328,000.00 | 5 | | |
| P P & B | | 6,127,081.36 | 5 | | |
| | | 3,320,777.00 | 5 | | |
| A. .EG O P | | 2,974,734.00 | 5 | | |
| | | 2,401,401.71 | 5 | | |
| | | 2,334,673.03 | 5 | | |
| | | 2,197,471.07 | 5 | | |
| | / | 29,684,138.17 | / | / | / |

| | | | | | |
|--------|----------------|----------------|-------|---------------|---|
| | | | | % | |
| PNC | 231,337,977.89 | 231,337,977.89 | 14.04 | | - |
| CO., L | 208,535,649.34 | 208,535,649.34 | 12.65 | 10,843,853.77 | |
| | 201,106,708.38 | 201,106,708.38 | 12.20 | 10,457,548.84 | |
| | 164,816,760.82 | 164,816,760.82 | 10.00 | | - |
| | 106,016,786.94 | 106,016,786.94 | 6.43 | 5,512,872.92 | |
| | 911,813,883.37 | 911,813,883.37 | 55.32 | 26,814,275.53 | |

| | | |
|--|------------------|------------------|
| | | |
| | | |
| | | |
| | 2,032,983,226.08 | 1,777,149,044.54 |
| | 2,032,983,226.08 | 1,777,149,044.54 |

| | | |
|-----|------------------|------------------|
| | | |
| 1 | | |
| 1 | | |
| 1 | 944,242,147.35 | 1,263,257,592.12 |
| 1 | 944,242,147.35 | 1,263,257,592.12 |
| 1 2 | 643,563,698.61 | 251,670,857.57 |
| 2 3 | 195,411,691.98 | 235,127,511.19 |
| 3 | | |
| 3 4 | 235,195,126.69 | 19,762,986.70 |
| 4 5 | 17,291,334.51 | 3,853,359.02 |
| 5 | 6,196,638.17 | 7,440,565.20 |
| | -8,917,411.23 | -3,963,827.26 |
| | 2,032,983,226.08 | 1,777,149,044.54 |

| | | |
|--|------------------|------------------|
| | | |
| | 1,986,152,158.14 | 1,748,119,727.78 |

| | (%) | |
|----------------|-------|---|
| 753,947,168.74 | 36.92 | 2 |
| 281,250,750.00 | 13.77 | 4 |
| 175,347,413.86 | 8.59 | 1 |
| 162,689,553.80 | 7.97 | 4 |
| 156,962,893.85 | 7.69 | 4 |

| | | | | | | |
|--|------------------|--|------------------|------------------|--|------------------|
| | | | | | | |
| | 1,944,732,198.80 | | 1,944,732,198.80 | 1,742,027,024.86 | | 1,742,027,024.86 |

| | | | | | | | |
|--|----------------|--|---------------|--------------|--|---------------|----------------|
| | | | | | | | |
| | 33,197,799.93 | | 84,500,000.00 | | | -2,228,912.35 | 115,468,887.58 |
| | 5,066,600.00 | | - | | | | 5,066,600.00 |
| | 4,700,000.00 | | - | | | | 4,700,000.00 |
| | 2,300,000.00 | | - | | | | 2,300,000.00 |
| | 900,000.00 | | - | | | | 900,000.00 |
| | 25,250,000.00 | | 25,250,000.00 | | | | 50,500,000.00 |
| | 35,479,842.52 | | - | | | | 35,479,842.52 |
| | 32,555,570.01 | | | | | -23,326.42 | 32,532,243.59 |
| | - | | 25,925,862.47 | | | -314,801.92 | 25,611,060.55 |
| | 412,943,096.52 | | | | | -196,555.96 | 412,746,540.56 |
| | 694,215,483.71 | | | | | -38,065.17 | 694,177,418.54 |
| | 4,020,000.00 | | 1,350,000.00 | | | | 5,370,000.00 |
| | 10,000.00 | | - | | | | 10,000.00 |
| | 310,110,000.00 | | - | | | | 310,110,000.00 |
| | 10,000.00 | | - | | | | 10,000.00 |
| | 10,000.00 | | - | | | | 10,000.00 |
| | 768,574.83 | | | | | -17,184.99 | 751,389.84 |
| | 3,510,000.00 | | - | 3,510,000.00 | | | 0.00 |
| | 9,050.99 | | 30,000,000.00 | - | | -8,747.41 | 30,000,303.58 |

| | | | | | | | | |
|--|------------------|--|----------------|--------------|--|---------------|------------------|--|
| | 3,153,636.05 | | 7,000,000.00 | - | | | 10,153,636.05 | |
| | - | | 1,530,000.00 | - | | | 1,530,000.00 | |
| | - | | 5,270,000.00 | - | | | 5,270,000.00 | |
| | - | | 10,000,000.00 | - | | | 10,000,000.00 | |
| | - | | 1,350,000.00 | - | | | 1,350,000.00 | |
| | 1,568,209,654.56 | | 192,175,862.47 | 3,510,000.00 | | -2,827,594.22 | 1,754,047,922.81 | |

| | | | | | | | | | | |
|--|-----------------------|--|---------------------|----------------------|--|--|--|--|-----------------------|--|
| | | | | | | | | | | |
| | | | | | | | | | | |
| | | | | | | | | | | |
| | | | | | | | | | | |
| | 6,099,053.93 | | - | -387,246.63 | | | | | 5,711,807.30 | |
| | 78,667,668.17 | | 6,852,258.89 | 10,251,617.56 | | | | | 82,067,026.84 | |
| | 28,837,880.07 | | - | -614,783.16 | | | | | 28,223,096.91 | |
| | 50,982,206.52 | | 120,243.72 | 14,422,804.70 | | | | | 65,284,767.50 | |
| | 9,230,561.61 | | - | 167,015.83 | | | | | 9,397,577.44 | |
| | 173,817,370.30 | | 6,972,502.61 | 23,839,408.30 | | | | | 190,684,275.99 | |
| | 173,817,370.30 | | 6,972,502.61 | 23,839,408.30 | | | | | 190,684,275.99 | |

| | | | | |
|--|-------------------------|-------------------------|-----------------------|-----------------------|
| | | | | |
| | 1,485,679,236.06 | 1,008,567,993.41 | 743,519,004.15 | 539,669,907.93 |
| | 251,346.20 | | 240,476.96 | |
| | 1,485,930,582.26 | 1,008,567,993.41 | 743,759,481.11 | 539,669,907.93 |

| | | |
|--|----------------|----------------|
| | | |
| | 100,000,000.00 | |
| | 23,839,408.30 | 16,354,151.33 |
| | 11,941,125.38 | 146,698,785.24 |
| | -1,722,558.55 | |
| | | |
| | | |
| | 175,576.39 | |
| | | |

| | | |
|--|----------------------|--|
| | -2,894,904.50 | |
| | | |
| | | |
| | | |
| | 13,383,049.82 | |
| | | |
| | 11,527,822.72 | |
| | 2,643,685.16 | |
| | 81,004,442.14 | |

1

1

| | % | | |
|--|-------|--------|--------|
| | 0.48 | 0.062 | 0.062 |
| | -1.17 | -0.150 | -0.150 |

2025 4 27